

# MULTI-DELIVERY LUBRICATION SYSTEM

N° 807-25



**ADVANCED FLUID  
MANAGEMENT SOLUTIONS**

**25**







**ADVANCED FLUID  
MANAGEMENT SOLUTIONS**

*the human side  
of Quality*



founded in 1975



# INDEX

## SYSTEM LUBRICATION MULTI-DELIVERY



### Page 12

Series C25S  
motor-operated  
multi-delivery



### Page 18

Pumping element



### Page 19

Filter and  
level sensor





### **Page 20**

**Control manifold  
Control pressure  
switch group**



### **Page 21**

**Control  
equipment**




The multi-delivery system is mostly used for plants with a limited number of greasing points. Easy to install, it allows to set the flow rate on each feed line due to the adjustable pumping elements. Some examples of the applications are: marble cutting machines and fixed plants to control water in channels and basins.


**Our sales department is at  
your disposal to provide  
information and solutions.**

**[www.raasm.com](http://www.raasm.com)**



**ADVANCED FLUID  
MANAGEMENT SOLUTIONS**





More than **5000** products available  
for your business







**ADVANCED FLUID  
MANAGEMENT SOLUTIONS**

**VISION**

**DESIGN**

**TECHNOLOGY**

**QUALITY**


**EFFICIENCY**

**ASSISTANCE**


**ENVIRONMENT**

**PACKAGING**

**SHARING**

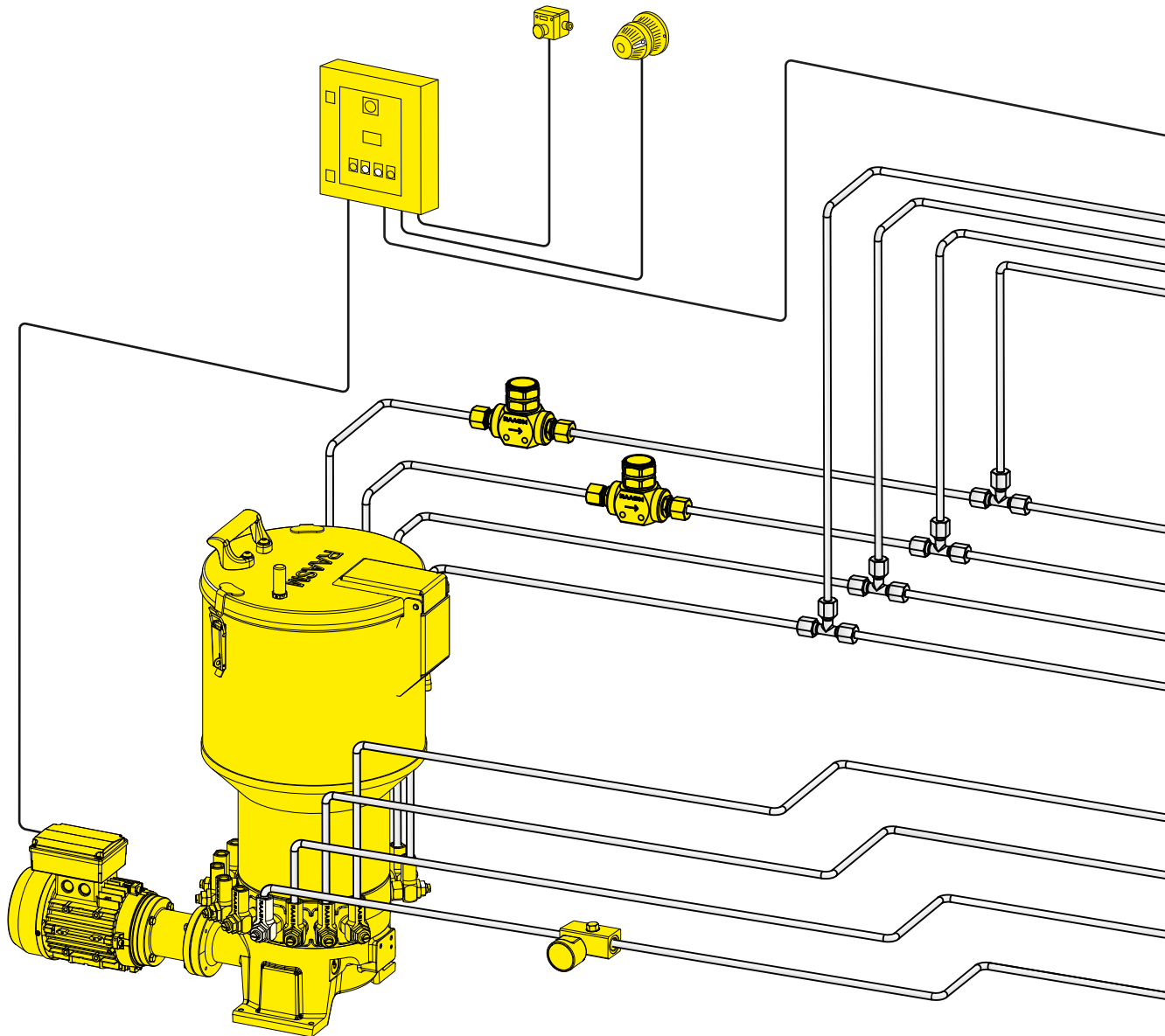








# SYSTEM 25 MULTI-DELIVERY



## SERIES C25S

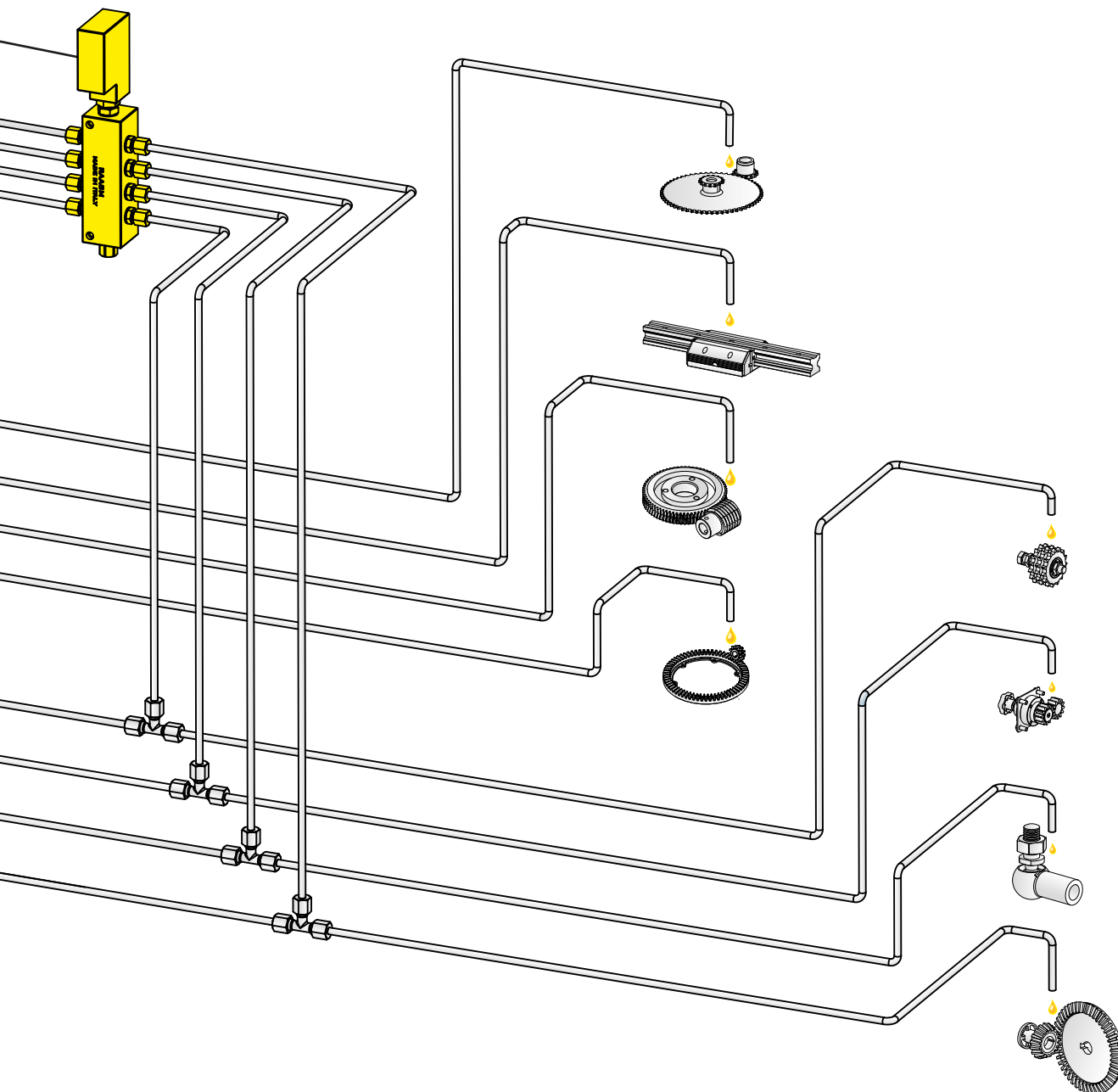
**The multi-delivery system allows up to 16 separate user points to be lubricated.**

The central pumping unit comprises an electric pump radially fitted with a series of pumping elements which, through the movement of a cam, push in succession the lubricant to the various deliveries.

With this system, lubricating oils and greases with maximum grade of NLGI 2 can be used. The pump assembly can be supplied with a minimum of 1 up to a maximum of 16 pumping elements with adjustable delivery.

## CHARACTERISTICS

- ⊕ Supplies an exact amount of lubricant from a pumping unit to various lubrication points placed at medium-short distances, by adjusting the delivery of the pumping elements.
- ⊕ Pumping unit ensuring easy maintenance and safe operation.
- ⊕ Adjustable delivery of the pumping elements.
- ⊕ Possibility of using from 1 to 16 pumping elements, with position and orientation as required by the user.
- ⊕ Pumping elements easily removable and replaceable.
- ⊕ Possibility of monitoring the system by means of special control and management equipment.
- ⊕ Variability of deliveries from 4.2 to 140 cm<sup>3</sup>/min (grouping the pumping elements in a single delivery).



Each pumping element feeds one supply line, volumetric distributors or distributors for spray lubrication.

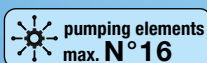
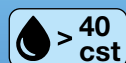
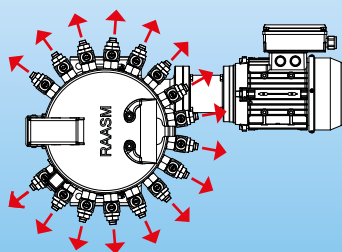
A maximum pressure switch, connected to a special manifold, allows the control of any sudden changes in pressure in the various lines, which may be due to impurities or foreign matter obstructing the flow of lubricant.



# SERIES C25S MULTI-DELIVERY PUMP

**Electrical operated  
pumps equipped with  
10-30-70 liters tank.**

Provided with pumping  
elements with adjustable delivery  
(min. 1 - max 16) installed  
directly on the pump body  
and in charge of distributing  
the fluid to the single lines.



## Technical characteristics

Max. flow rate (pump element) *	4,2 - 6,30 - 8,5 cm <sup>3</sup> /min
Flow rate (for pumping element)	P/N 2581100 - 0,29 cm <sup>3</sup> /cycle
Max. operating pressure	400 bar
Tank capacity	10-30-70 litres
No. pumping elements	1 - 16
Ratio of reducer in pump	35:1 - 70:1
Filling connection	G 1/2" (f)
Lubricant outlet connection	G 1/4" (f)
Temperature	-25 °C / +60 °C
Lubricant	Oil > 40 cSt - Greases max NLGI 2
Electric min. level control	Standard
Electric min. max. level control	Optional
Motor	Power: 0,25 kW
	230/400 V AC - 50 Hz - 275/480 V AC - 60 Hz *
	Speed 6 poles: 870 ÷ 1100 rpm
	Speed 4 poles: 1370 ÷ 1660 rpm
	Protection: IP 55

\* Approx. flow rate with grease NLGI 2 at 18 °C. (The lubricant must have technical characteristics in compliance with working temperature).

\* Supply voltages different from the standard have to be specified during the purchase order.



# GUIDE TO CHOOSING PUMP

P/N		Tank capacity (litres)	No. pumping elements	Reducer ratio	Motor	Flow rate (cm <sup>3</sup> /min)
Grease	Oil					
2500600	2503480	10	4	70:1	6 poles	17
2500720	2503600	10	8	70:1	6 poles	34
2501680	2504560	30	8	70:1	6 poles	34
2501920	2504800	30	16	70:1	6 poles	68
2502640	2505520	70	8	70:1	6 poles	34
2502880	2505760	70	16	70:1	6 poles	68
2500120	2503000	10	4	70:1	4 poles	25
2500240	2503120	10	8	70:1	4 poles	50
2501200	2504080	30	8	70:1	4 poles	50
2501440	2504320	30	16	70:1	4 poles	100
2502160	2505040	70	8	70:1	4 poles	50
2502400	2505280	70	16	70:1	4 poles	100
2500585	2503465	10	4	35:1	6 poles	35
2500705	2503585	10	8	35:1	6 poles	70
2501665	2504545	30	8	35:1	6 poles	70
2501905	2504785	30	16	35:1	6 poles	140
2502625	2505505	70	8	35:1	6 poles	70
2502865	2505745	70	16	35:1	6 poles	140

## ACCESSORIES

### STANDARD EQUIPMENT



Low level capacitive sensor

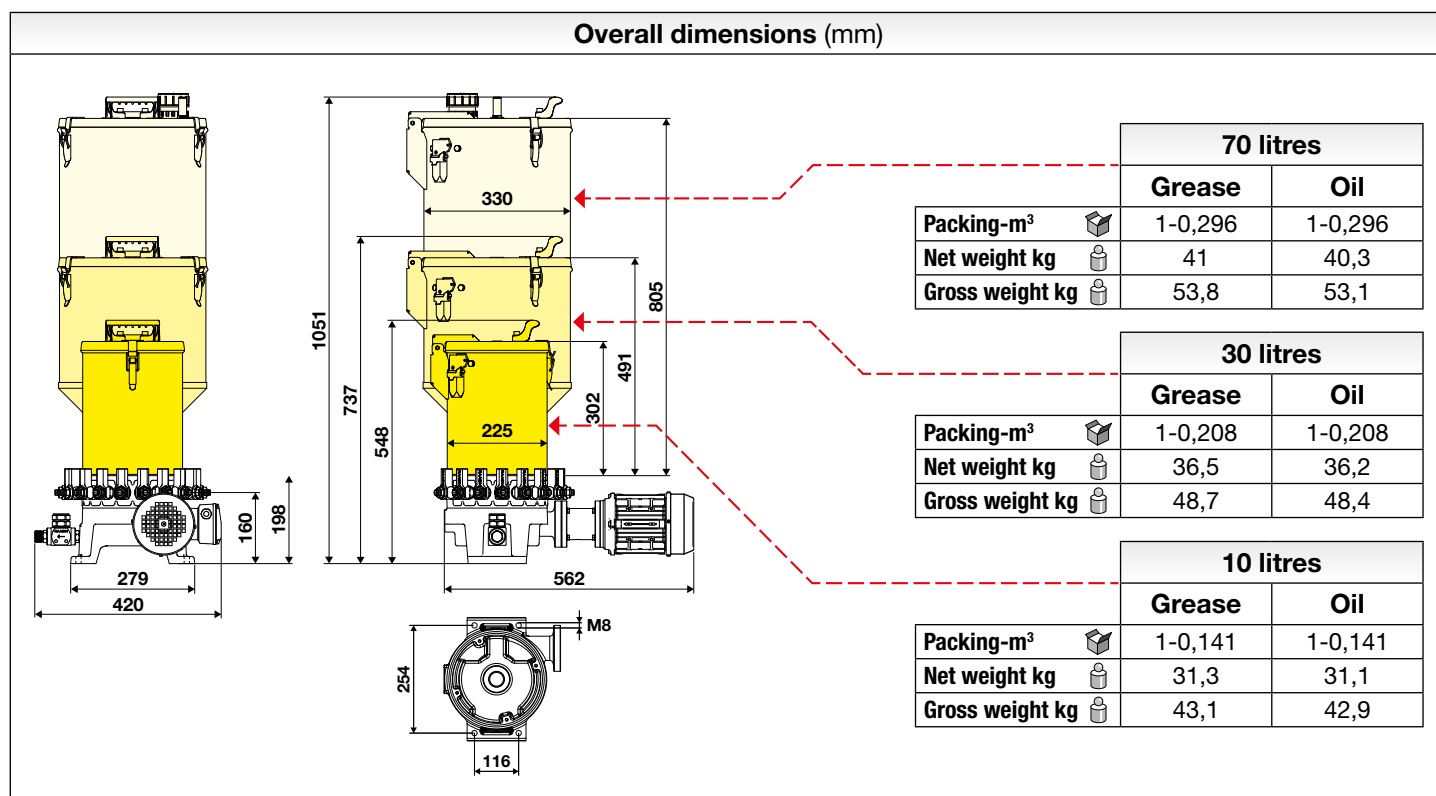


Visual level indicator for oil and grease

### ON REQUEST

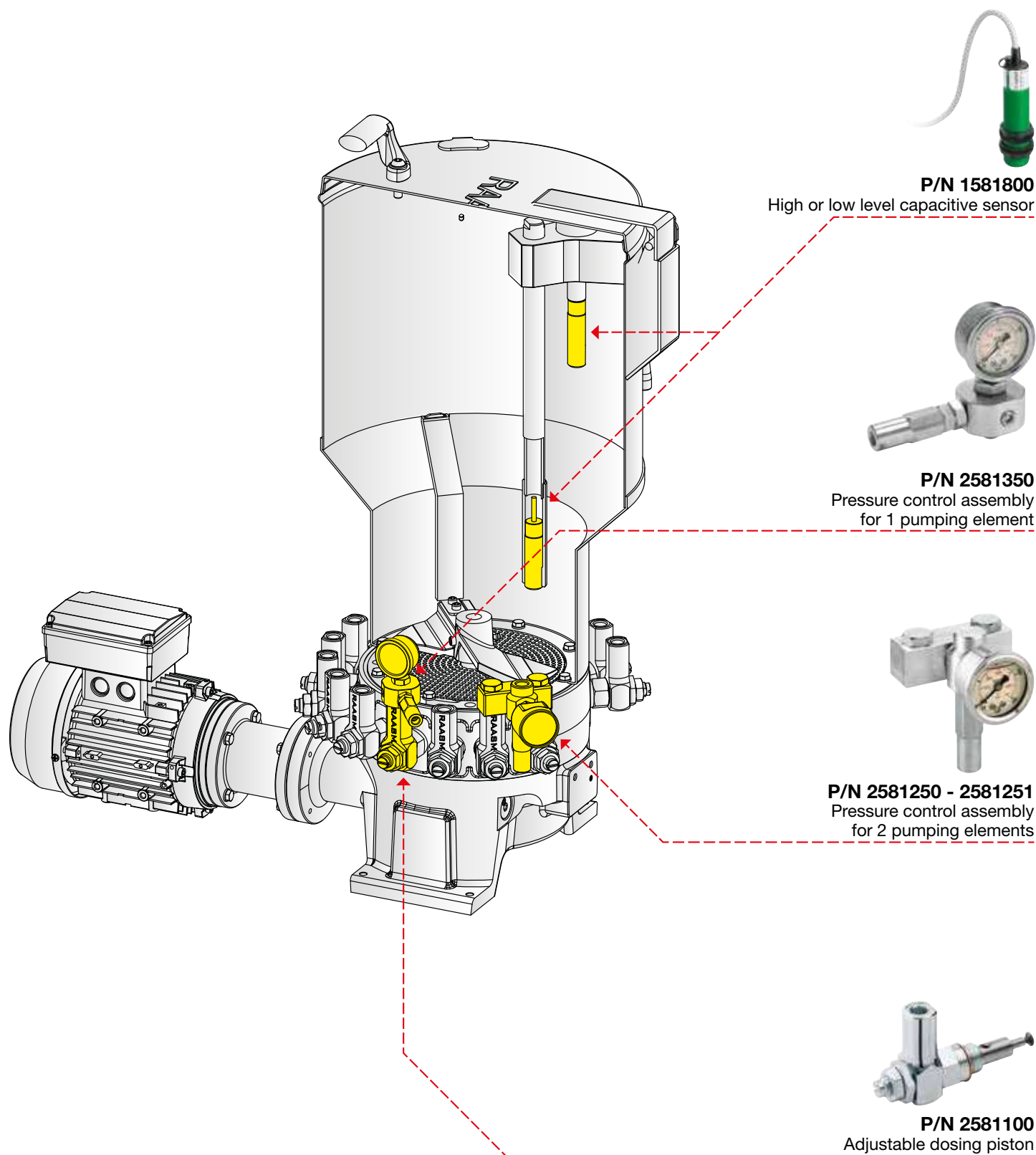


High level capacitive sensor

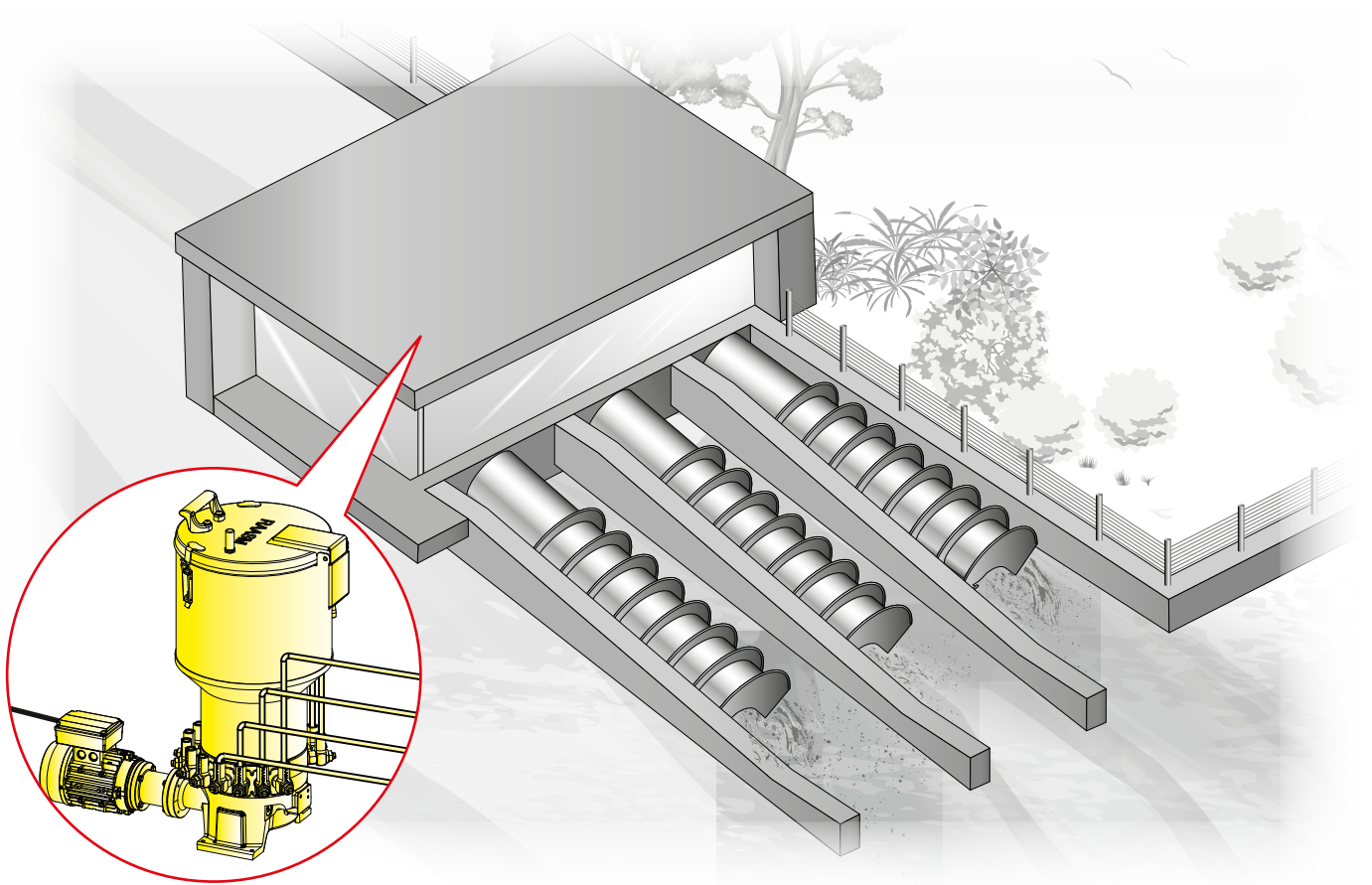




# ACCESSORIES PUMP SERIES C25S



P/N	Description	Connection	Flow rate	Pressure
<b>1581800</b>	High or low level capacitive sensor	M18 x 1	-	-
<b>2581100</b>	Adjustable dosing piston ø 7 mm	M22 x 1,5	0,29 cm³/cycle	-
<b>2581250</b>	Pressure control assembly for 2 pumping elements	G 1/4" (m)	-	100 - 300 bar
<b>2581251</b>	Pressure control assembly for 2 pumping elements with pressure gauge	G 1/4" (m)	-	100 - 300 bar
<b>2581350</b>	Pressure control assembly for 1 pumping element			





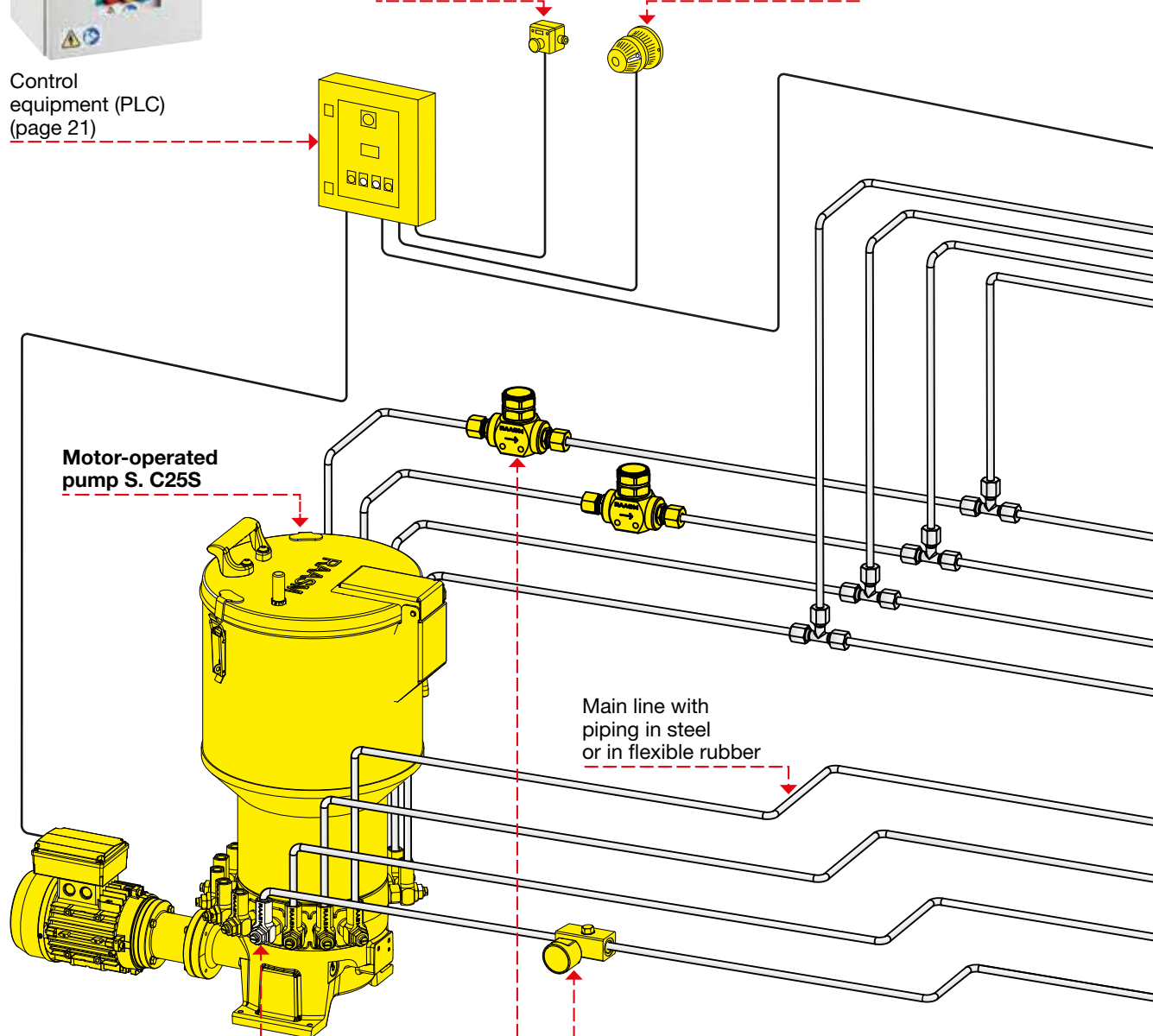
Control equipment (PLC)  
(page 21)



P/N 39290  
Emergency stop  
button (optional)



P/N 39289  
Acoustic and flashing  
alarm (optional)



Adjustable pumping  
element



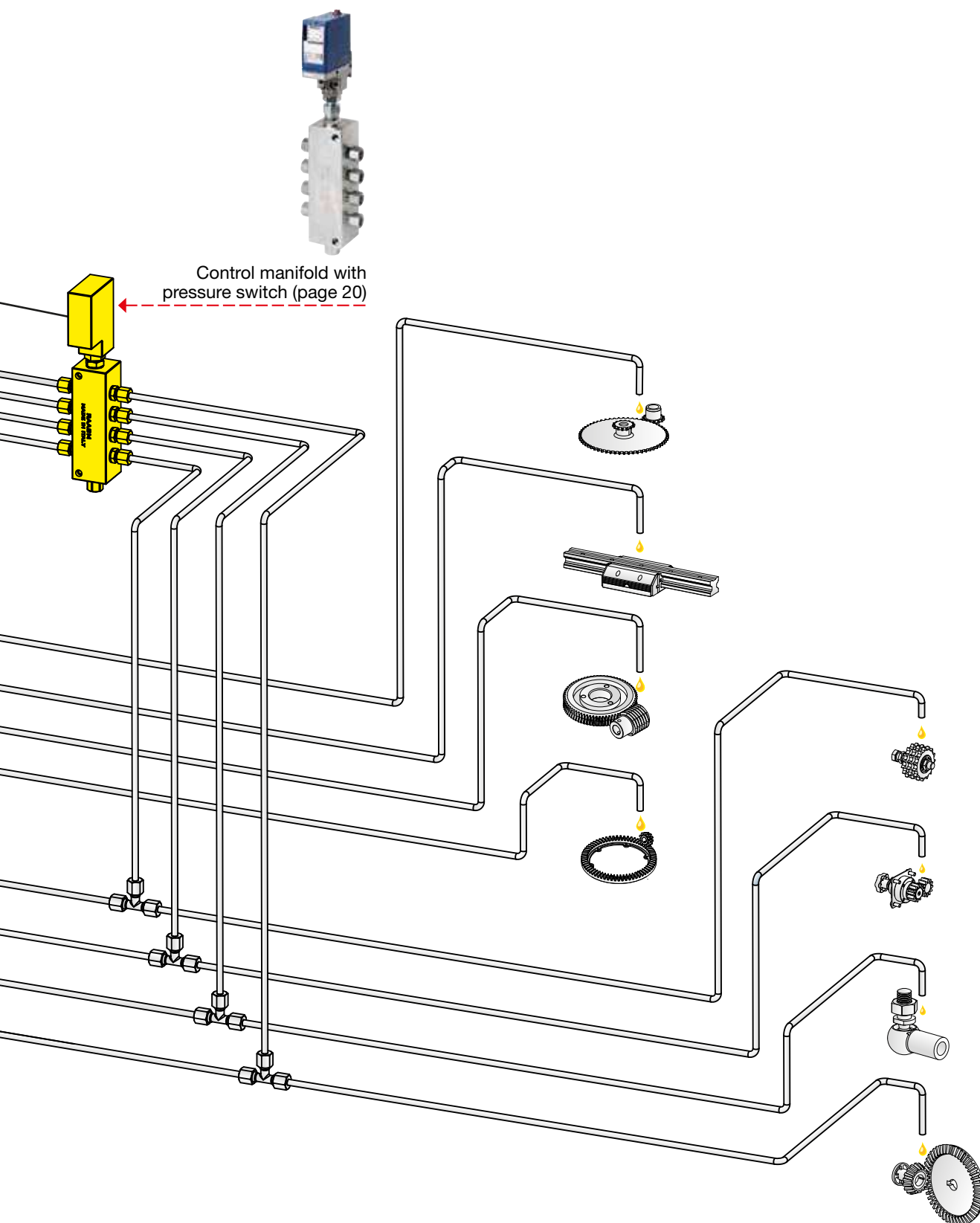
Line and delivery  
filter (page 19)



Control pressure  
switch group (page 20)



# Type of lubrication system with motor-operated pump **Series C25S**



**Lube point:**  
In the plant are represented  
some types of moving parts  
that need to be lubricated.



# ADJUSTABLE PUMPING ELEMENT

The C25S pump is designed to be connected directly to the users by means of pumping elements used as volumetric dosers.

They combine easy maintenance with high operating safety thanks to the two single-acting valves and delivery regulator. The pumping element is mounted radially on the base and fixed to a ring coupled to eccentric shaft from which receives the pumping movement.

A wide range of flow rates is suitable, thanks to the following configurations:

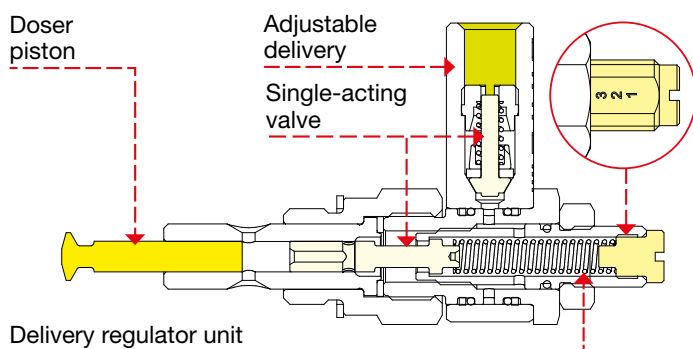
- the delivery per cycle of each single pumping element can be adjusted from 0 to 0.29 cm<sup>3</sup> operating on the regulator assembly;
- the required amount of lubricant for each cycle can be dispensed by joining two or more pumping element outlets.



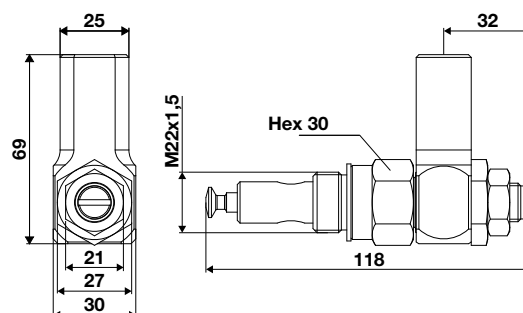
## Technical characteristics

P/N	2581100
Doser piston diameter	7 mm
Stroke length	16 mm
Max flow rate *	0,29 cm <sup>3</sup> /cycle
Flow rate with 70:1 motor 6 poles *	4,2 cm <sup>3</sup> /min
Flow rate with 70:1 motor 4 poles *	6,3 cm <sup>3</sup> /min
Flow rate with 35:1 motor 6 poles *	8,5 cm <sup>3</sup> /min
Delivery connection	G 1/4" (f)
Max flow rate motor R70:1 - 6 poles *	With 16 doser pistons - 68 cm <sup>3</sup> /min
Max flow rate motor R70:1 - 4 poles *	With 16 doser pistons - 100 cm <sup>3</sup> /min
Max flow rate motor R35:1 - 6 poles *	With 16 doser pistons - 140 cm <sup>3</sup> /min

\* Approx. flow rate with grease NLGI 2 at 18 °C.



## Overall dimensions (mm)



Doser piston flow rate	Adjustable from 0 to 0,29 cm <sup>3</sup> /cycle
Notch to regulate flow rate	1 - 2 - 3
Flow rate for each notch (1-2-3)	0,00 - 0,15 0,29 cm <sup>3</sup> /cycle



# FILTER AND LEVEL SENSOR

**Filter.** In order to ensure proper functioning of the system and avoid any lubricant external contamination, it is advisable to install a filter at the pump outlet (inlet). The sturdy steel structure of filters ensures a sure sealing and also allows their use in centralized lubrication systems where there are high operating pressures (up to 500 bar). Operating with both oils and greases, it is placed both at the pump outlet and along the system line.



The **minimum and maximum level capacitive sensor** allows the detection of the minimum or maximum lubricant level in the tank thanks to an electrical signal to the control equipment.

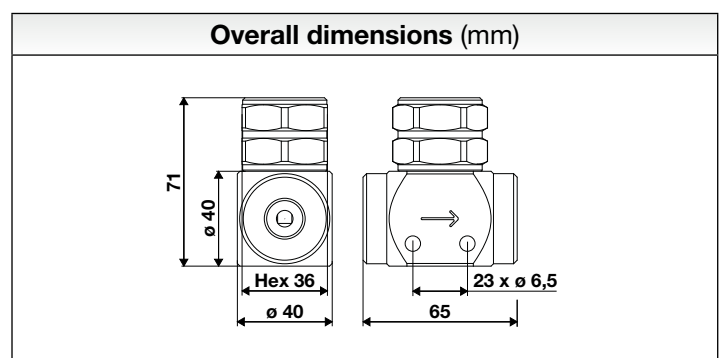
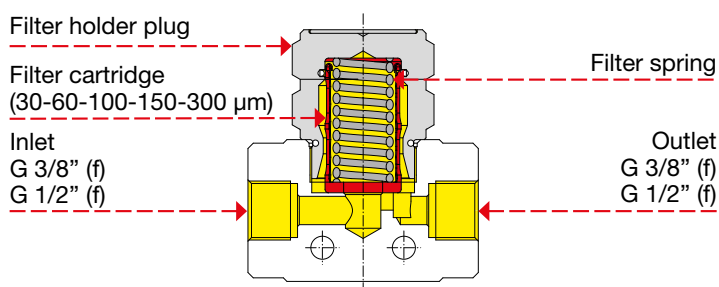


Technical characteristics	
Typology	Oil and grease
Working temperature	-25 °C / +60 °C
Lubricant	Oil > 40 cSt - Greases max NLGI 2

P/N	Inlet connection	Outlet connection	Pressure max (bar)	Filtration degree (µm)
2080900	G 3/8" (f)	G 3/8" (f)	500	30
2080930				60
2080950				100
2080800	G 3/8" (f)	G 3/8" (f)	500	150
2080801				300
2080901				30
2080931	G 1/2" (f)	G 1/2" (f)	500	60
2080951				100
2080850				150
2080851	G 1/2" (f)	G 1/2" (f)	500	300

Technical characteristics	
P/N	1581800
Contact	10 - 30 VDC
Max outlet current	200 mA max
Protection degree	IP 67
Contact	PNP
Working temperature	-25 °C / +60 °C

## DELIVERY FILLING FILTER





# CONTROL MANIFOLD CONTROL PRESSURE SWITCH GROUP

**Control pressure switch group**, allows to check the correct functionality of the overpressure valve installed on the control manifold.



The **control manifold**, made of steel with white zinc plating, is a device that monitors the delivery pressure of each line, providing an alarm signal if the measured pressure is higher than a predefined value. This can happen when there is an obstruction on pipe or user point. A single manifold manages up to 8 flows. For more than 8 delivery points up to 16, connect in series another manifold. It is also provided with a discharge outlet on the bottom of the manifold block. Each inlet is equipped with a single-acting valve with G 1/4" (f) connection.

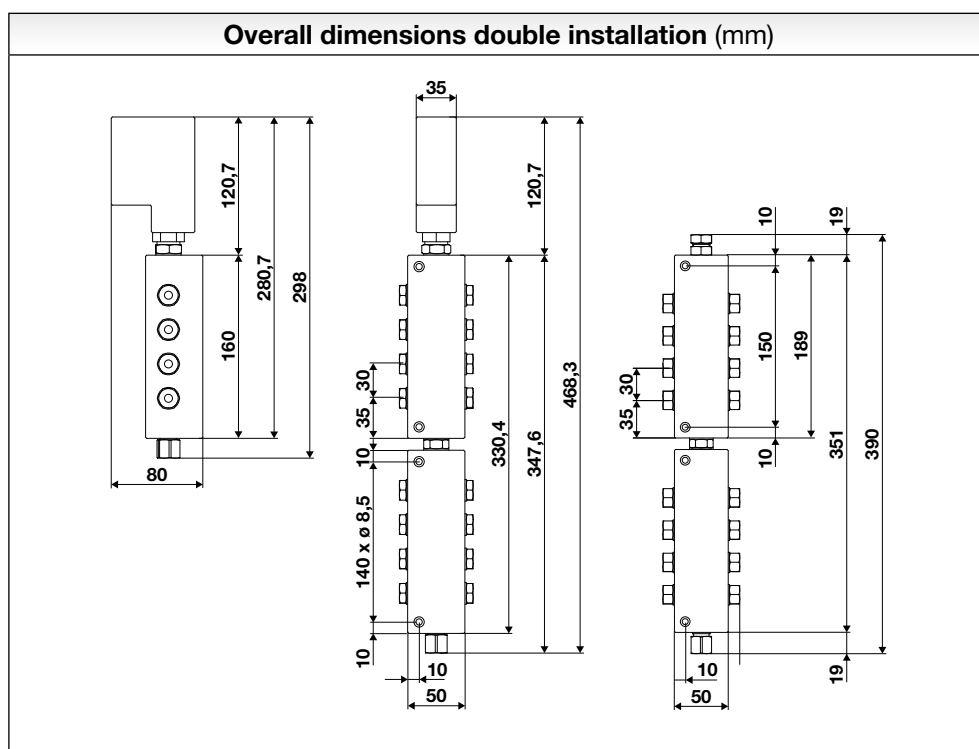
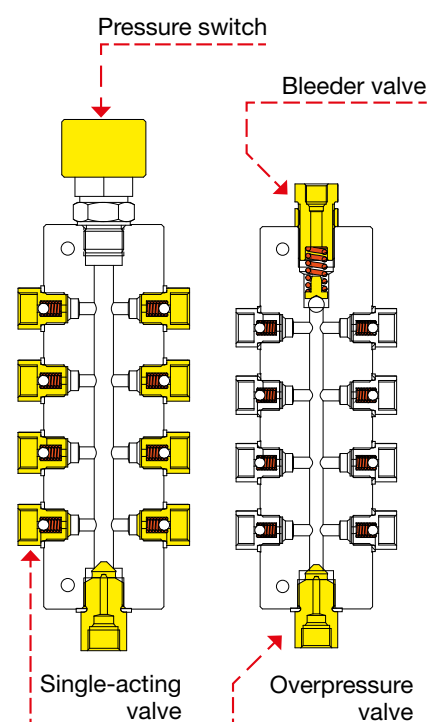


Technical characteristics	
P/N	<b>2581350</b>
Max working pressure	400 bar
Inlet/outlet connections	G 3/8" (f)

Technical characteristics	
Max working pressure	400 bar
Electric contact	On clamps with exchange contact
Inlet connections	G 1/4" (f)
Working temperature	-25 °C / +60 °C
Lubricant	Oil > 40 cSt - Greases max NLGI 2

## CONTROL MANIFOLD

Inlet	P/N	Control	Working pressure (bar)	Protection degree
8	<b>2581300</b>	Pressure switch and overpressure valve	From 30 to 400	IP55
16	<b>2581310</b>		From 30 to 400	IP55
8	<b>2581330</b>	Overpressure valve	From 50 to 400	-
16	<b>2581340</b>		From 50 to 400	-







# CONTROL EQUIPMENT

200 ÷ 500 V AC 50/60 Hz

Equipment dedicated to the management and control of centralized lubrication systems. Equipped with an electronic programming card and interface, they manage the input and output signals of the whole system.



Technical characteristics		
P/N	2170036	2170035
Proper for pump	C25S	C25S
Voltage	200 ÷ 500 V AC	200 ÷ 500 V AC
Power consumed *	1500 W max	1500 W max
Light filling	YES	NO
Tank full light	YES	NO
Transparent window	YES	YES
Filling control	YES	NO
Protection rating	IP55	IP55
Working temperature	-25 °C / +60 °C	-25 °C / +60 °C

\* Depends on the type of motor applied to the pump..



- Button start /stop
- Light alarm
- Display integrated into the keyboard.
- Simple and intuitive user interface.
- Rugged and waterproof cover, meets the requirements of IP55.
- Ability to customize the lubrication intervals, pause and the cycle count.
- Programming of the parameters protected by password.
- Call system filling tank (on request) with high level light indicator.

Input signals
Start/Stop remote
Cycle-counter/Pressure switch L1
Cycle-counter/Pressure switch L2
Low level tank
Safety pressure switch maximum pressure
Thermal protection three-phase motors
Remote stand by cycle
Micro-inverter L1
Micro-inverter L2
Remote emergency button

Output signals
Power motor pump
Power
- motor inverter
- pressure discharge valve
- solenoid inverter 1
Power relay solenoid inverter 2
Remote operation lamp
Remote warning lamp

Overall dimensions (mm)		
Packing-m <sup>3</sup>		1-0,03
Net weight kg		15,2-15,4
Gross weight kg		15,5-15,7



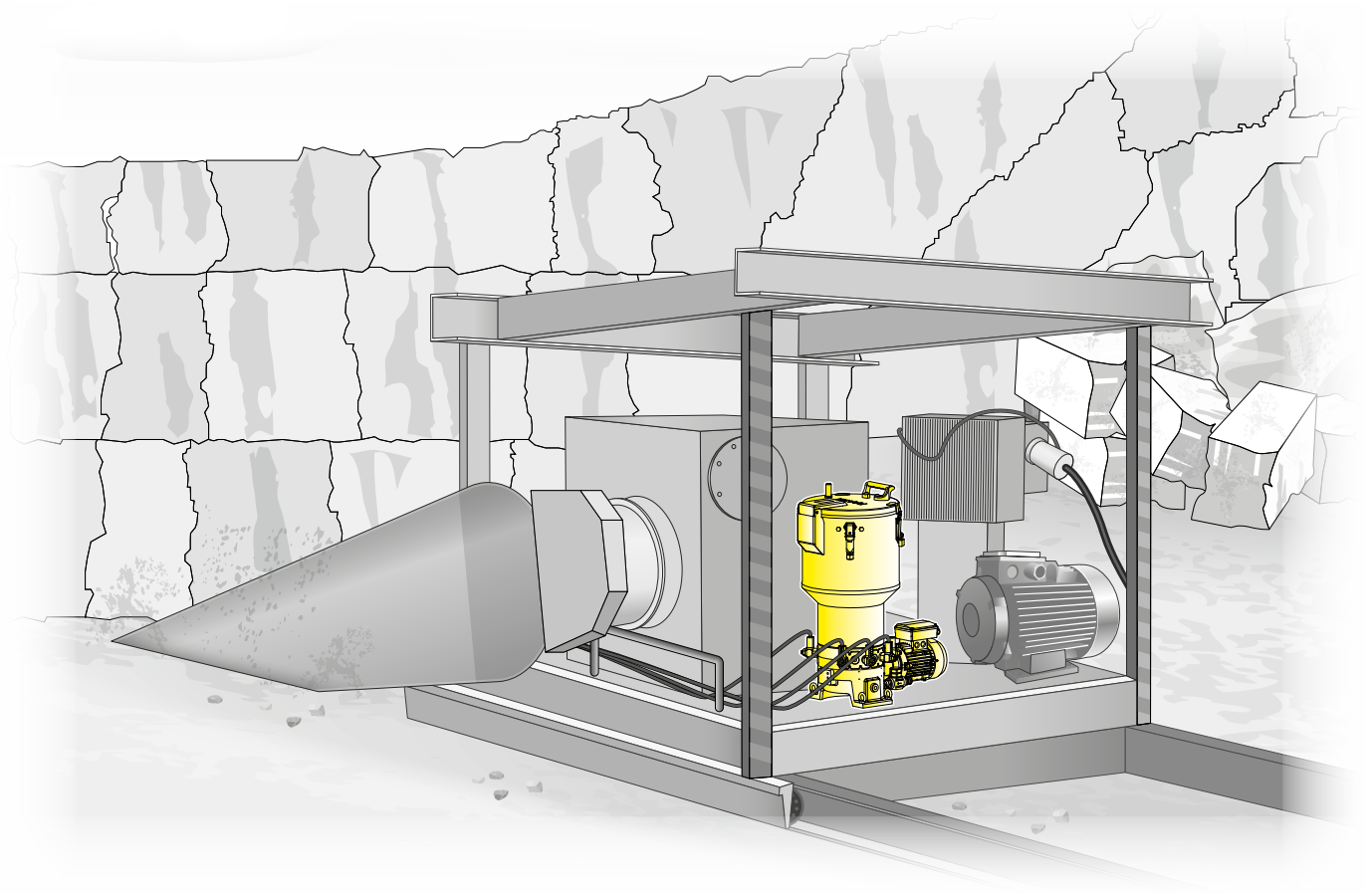
# CUSTOMIZED PUMPS SELECTION GUIDE

Should the specific requirements be different from the ones of standard pumps, follow this model to customize your own pump.

## SERIES C25S

Series	Lubricant type		Tank capacity			Poles		No. pumping elements																Ratio		Level control		
C25S	G	O	10	30	70	4	6	1	2	3	4	5	6	7	8	9	10	11	12	13	14	15	16	3	7	O	L	Y
System 25 Multi-delivery	Grease (max NLGI 2)	Oil (> 40 cSt)	litres	litres	litres	4 poles	6 poles	1	2	3	4	5	6	7	8	9	10	11	12	13	14	15	16	R 35:1 R 70:1		without minimum level	with minimum level	with minimum/ maximum level

Example of pump code	C25S	G	10	6	/	10	7	L
----------------------	------	---	----	---	---	----	---	---





# GENERAL SALES CONDITIONS



## FOR FOREIGN MARKETS

The following general sales conditions regulate the sale of goods and services by the company RAASM S.p.A. for customers residing outside the territory of the Italian State.

### Art. 1 GOODS DELIVERY TERMS

The goods are delivered ex works RAASM S.p.A. The subsequent transport/shipment must occur by, in the name and at the expense of the purchasing customer, even by means of a carrier appointed and designated by the same. All risks arising from loading, subsequent custody and transport are borne entirely by the purchasing customer.

### Art. 2 MINIMUM ORDERS

Each order cannot be for less than € 1,500.00, net of fees, taxes, customs duties, discounts and rebates and any other charges not included in the price of the goods. If, at the option of RAASM S.p.A., orders for lower amounts are accepted, an extra charge of € 155,00 shall be applied for order management administrative expenses.

### Art. 3 ACCESSORIES

All the accessories given in the price list (plugs, oil bar taps, oil guns, grease guns, probes, protection caps, clutches, swivelling supports, etc.) are supplied exclusively for fitting to or combining with the items RAASM S.p.A. produces.

### Art. 4 COMPLAINTS

Any defects immediately noticed after a brief inspection of the goods (damage, shortages or different product from that ordered) must be notified in writing to our company within 8 (eight) days of receipt of the goods. Any defects in the product noticeable only during its use must be notified in writing to RAASM S.p.A. within 8 (eight) days of being detected.

Any returns of goods must be authorized in advance by RAASM S.p.A. and freight charges are at the customer's expenses.

### Art. 5 DELIVERY TIMES/TERMS

Delivery times and dates are only approximate and are subject to change. Any delays in delivery do not entitle the customer to cancel the order or claim compensation for damages caused by delay of delivery. Delivery times for urgent orders must be agreed directly with RAASM S.p.A.

RAASM S.p.A. has the right not to carry out the order and/or totally or partially carry it out, without this giving rise to reimbursement or claims for compensation for damage.

### Art. 6 PACKS AND PACKAGING

Packaging costs are included in the price, except for special packing, which shall be charged at cost.

### Art. 7 PRICES

The current Price list cancels and replaces the previous price list. In the event of changes to our price list and/or individual items, the goods shall be forwarded at the price in force on the day of the order confirmation. The price list and/or the prices of individual items can be changed even without notice, according to the changes in market conditions or technical innovations/modifications made to the product. The prices are understood to be ex works RAASM S.p.A.

### Art. 8 PAYMENTS

Payments must be made exclusively to RAASM S.p.A. at the agreed conditions. Under no circumstances will deductions or roundings be accepted. In case of late payment with respect to the agreed conditions, RAASM S.p.A. reserves the right to charge interest at the current rate, effective from the day after that agreed for payment, plus any additional expenses. Discounts conditional on the payment term and already credited shall be recharged.

### Art. 9 WARRANTY

RAASM S.p.A. provides each product with the communication of particular instructions for the installation, use and maintenance requirements and the need to carry out possible checks on the product. All the technical information and data mentioned in the catalogue and in the price-list in force are not binding and can be changed without prior notice for the purpose of improving the quality of the products.

All products manufactured by RAASM S.p.A. are guaranteed for a period of 5 (five) years from the date of delivery to the first user. The user must keep and show the sales invoice - or an equivalent document - together with the item's serial number in order to make a claim under the RAASM S.p.A. guarantee. The 5 (five) year guarantee does not apply to components which are subject to normal wear and tear (such as gaskets, diaphragms, O-rings, hoses, etc.), electronic components and items that are sold but not manufactured by RAASM S.p.A. (marked with a red asterisk in the current product catalogue) which are guaranteed for 1 (one) year from the date of delivery to the first user.

1 (one) year warranty is valid also for the following products:

- digital litre counters and FCS system;
- cable reels;
- electric, pneumatic or hydraulic motor;
- slip rings;
- centralized lubrication systems.

Incorrect installation, use or maintenance of the product shall void the warranty. Upon written notice, the articles must be returned free to our Factory for checking and acceptance. In any case,

The manufacturer declines any responsibility for possible inaccuracies contained in this catalogue, due to printing or transcription errors. The manufacturer reserves the right to make any changes or improvements of a functional, technical or aesthetic nature without prior notice.

# RAASM

the guarantee expires in the 10th year from the date of manufacture (indicated by the serial number), if the stated expiry takes place before the expiration terms indicated above (1 or 5 years from delivery to the first user).

## Art. 10 RESPONSIBILITY

RAASM S.p.A. is exempt from any responsibility and liability for accidents that may occur to persons and property, as a result of or during the use of the equipment, due to or depending on the same whenever the products have been damaged during transport, tampered with or modified, or improperly used, or stored, installed, protected and preserved without complying with the instructions of RAASM S.p.A. as given in the installation, use and maintenance instruction manuals for each product.

RAASM S.p.A. is liable for the value for the supplied product and cannot be held responsible in any way for other possible costs or additional costs that the customer may bear.

## Art. 11 CONFIDENTIALITY

Information not in the public domain that is exchanged in the execution of the contract is subject to the obligation of confidentiality, secrecy and security; said information is covered as an industrial secret and is of a confidential and reserved nature and may not be disseminated to third parties; its use is permitted exclusively and strictly to execute the supply contract.

## Art. 12 INTELLECTUAL PROPERTY RIGHTS

The RAASM trademark, and likewise the name RAASM, RAASM S.p.A., the logo and the other distinctive signs are internationally registered trademarks, and RAASM S.p.A. does not authorise their use and application under any circumstances. Without prior written consent from RAASM S.p.A., the content of catalogues, price lists, instruction manuals and similar, including content on the website may not be reproduced, either entirely or partially, nor may it be transferred by electronic or traditional means, nor may it be modified or utilised by any means and for any purpose. All rights are held by RAASM S.p.A. The customer acknowledges that RAASM S.p.A. holds exclusive ownership of all the parts, images, photographs and signs not in common usage, the content in the catalogues, price lists, instruction manuals and similar and/or present on the website [www.raasm.com](http://www.raasm.com) and/or other channels and/or social networks used by RAASM S.p.A. for their informational and marketing campaigns pursuant to Copyright Law and the Industrial Property Code.

## Art. 13 INFORMATION ON THE PROCESSING OF DATA PURSUANT TO ITALIAN LEGISLATIVE DECREE 196/2003

In accordance with article 13 of Italian Legislative Decree 196/2003 - Personal Data Protection Code - you are hereby advised that the processing of the personal data, provided with the purchase of goods or services and/or the supply of goods or services is solely for the purposes of carrying out the contract-based obligations and to comply with the specific requests from customers/ suppliers, as well as adhering to legislative obligations, in particular accounting and tax obligations or to respect orders issued by public authorities or to exercise a right in court.

The data shall also be used for commercial statistics for corporate use and to obtain commercial information on our products and services if expressly authorised by the applicant.

The processing of data shall be done using hard-copy and computerised procedures, in the manner and within the limits necessary to achieve the aforementioned purposes.

Data may be communicated and processed by other companies in the Group for the same specified purposes, and may be made known to employees of our company, consultants and other suppliers, always and exclusively within the limits of the aforementioned purposes.

The provision of data is mandatory for the correct execution of the contract and pre-contract based obligations, and failure to do so could result in it being impossible to fully comply with contractual obligations, and make it impossible to provide updates on the new products and services offered by our company.

Data shall be processed for the duration of the contract relationship in place and subsequently to fulfil any legal formalities.

## Art. 14 RIGHTS OF DATA SUBJECTS

The information is aimed at defining the limits and methods for the processing of data, based on which individual customers and/or suppliers may freely authorise the collection and subsequent use of data. Data subjects are entitled to the rights pursuant to article 7 of the aforementioned Code and in particular, the right to access their personal data, ask for the amendment, update and cancellation thereof, if incomplete, incorrect or collected in violation of the law, and may object to the processing for legitimate reasons, addressing requests in this regard to RAASM S.p.A. Pursuant to the same article the data subject also has the right to request the complete and updated list of the Data Supervisors, and to ask for the cancellation, transformation into anonymous form or blocking of data processed in violation of the law, and to oppose in any case, for legitimate reasons, the processing thereof.

To exercise these rights, and in the case of problems or any requests for clarification regarding what has been explained herein, kindly address these to RAASM S.p.A. – Via Marangoni, 33, Cassola (VI) – Italy or to the following email address: [info@raasm.com](mailto:info@raasm.com).

## Art. 15 DATA CONTROLLER

The Data Controller is RAASM S.p.A. with registered office at Via Marangoni 33, Cassola (VI) – Italy, and this is where the data processing shall take place.

## Art. 16 COMPETENT LAW COURT

Any disputes shall be settled by the Law Court of Vicenza, Italy.

The company RAASM S.p.A. holds the exclusive Intellectual Property rights on the RAASM trademark and all rights to its use and reproduction are reserved. The RAASM trademark is a registered trademark and is protected at an international level. No part of the RAASM trademark and its logo may be utilized, copied and/or used in any form, time and space, even by means of improper alterations.

The Intellectual Property rights on the images published in this catalogue are owned exclusively by RAASM S.p.A. and any unauthorized reproduction is prohibited.

Any use in general of the assets protected by the Intellectual Property rights of RAASM S.p.A. is prohibited and is subject to the prior written permission of RAASM S.p.A.





Lined area for taking notes, consisting of multiple horizontal lines.





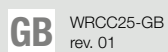


Company with quality,  
environment and safety system  
according to ISO 9001:2015,  
ISO 14001:2015 and  
ISO 45001:2018 standards

**RAASM S.p.A.**  
36022 S. ZENO DI CASSOLA (VI)  
Via Marangoni, 33 - ITALY

**Export department**  
Tel. +39 0424 571130 - Fax +39 0424 571135

**Technical department**  
Tel. +39 0424 571150 - Fax +39 0424 571155  
info@raasm.com - www.raasm.com



Authorized dealer