

SERVICE COLUMNS N° 224-CS



**ADVANCED FLUID
MANAGEMENT SOLUTIONS**





**ADVANCED FLUID
MANAGEMENT SOLUTIONS**

*the human side
of Quality*



founded in 1975







Page 18

**Frontal service columns
with collection tank**




Page 21

**Bilateral
service columns**



Page 24

**Bilateral service columns
with collection tank**




The service columns are the ideal product to use in any working environment with reduced free spaces on walls or with vertical no-loading surfaces. The wide range of available models allows to optimize and to rationalize the working spaces, satisfying both simplicity and ergonomics.

**Our sales department is at
your disposal to provide
information and solutions.**

www.raasm.com



**ADVANCED FLUID
MANAGEMENT SOLUTIONS**





More than **5000** products available
for your business





**ADVANCED FLUID
MANAGEMENT SOLUTIONS**

VISION

DESIGN

TECHNOLOGY

QUALITY

EFFICIENCY


ASSISTANCE

ENVIRONMENT

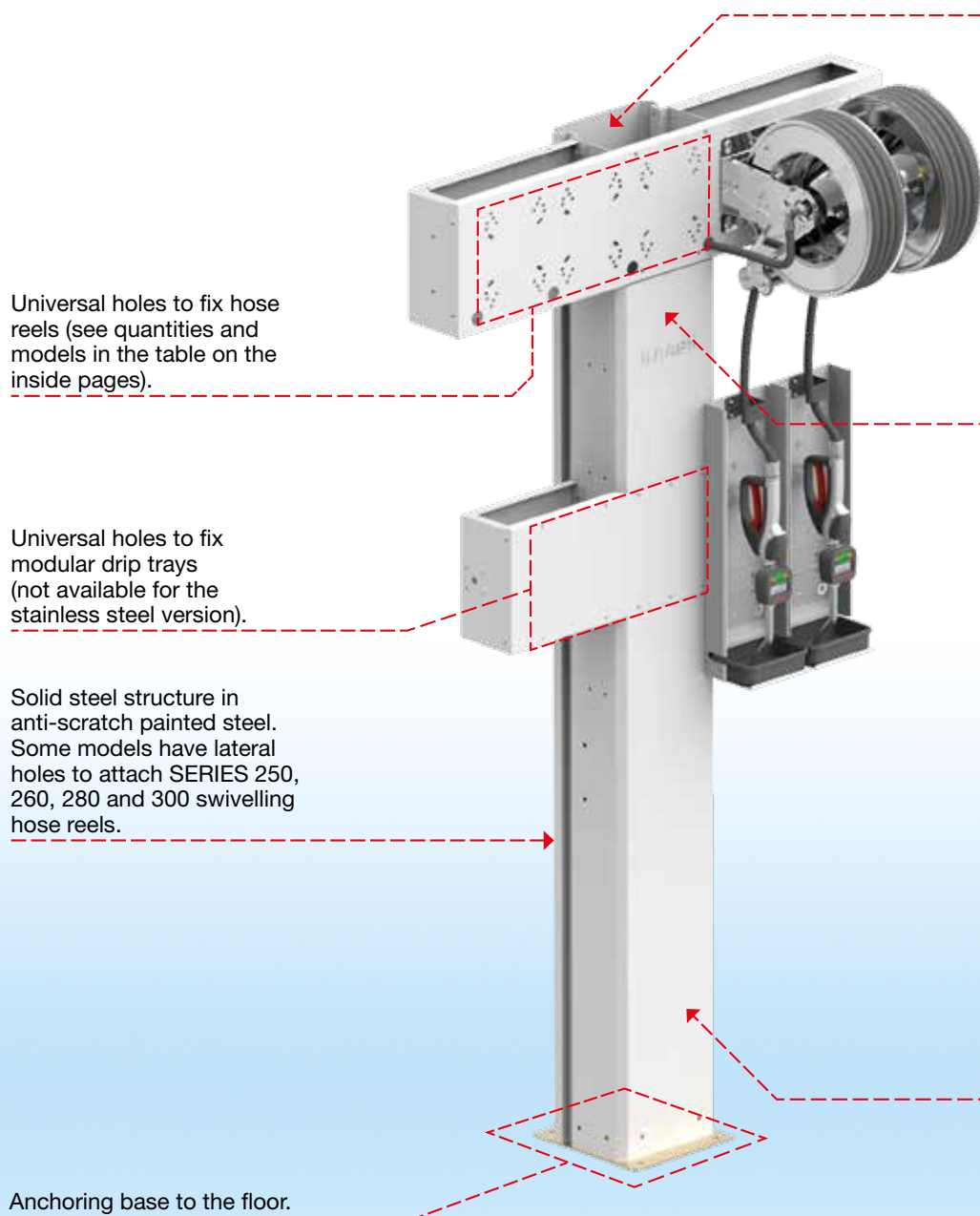
PACKAGING

SHARING



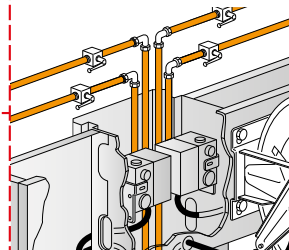


Technical Characteristics

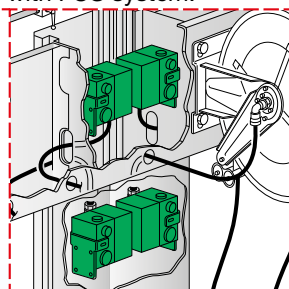


The connection to the system is from the ceiling.

CEILING INSTALLATION

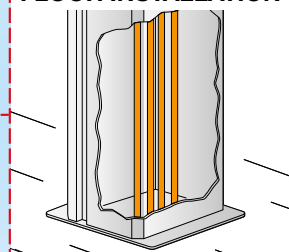


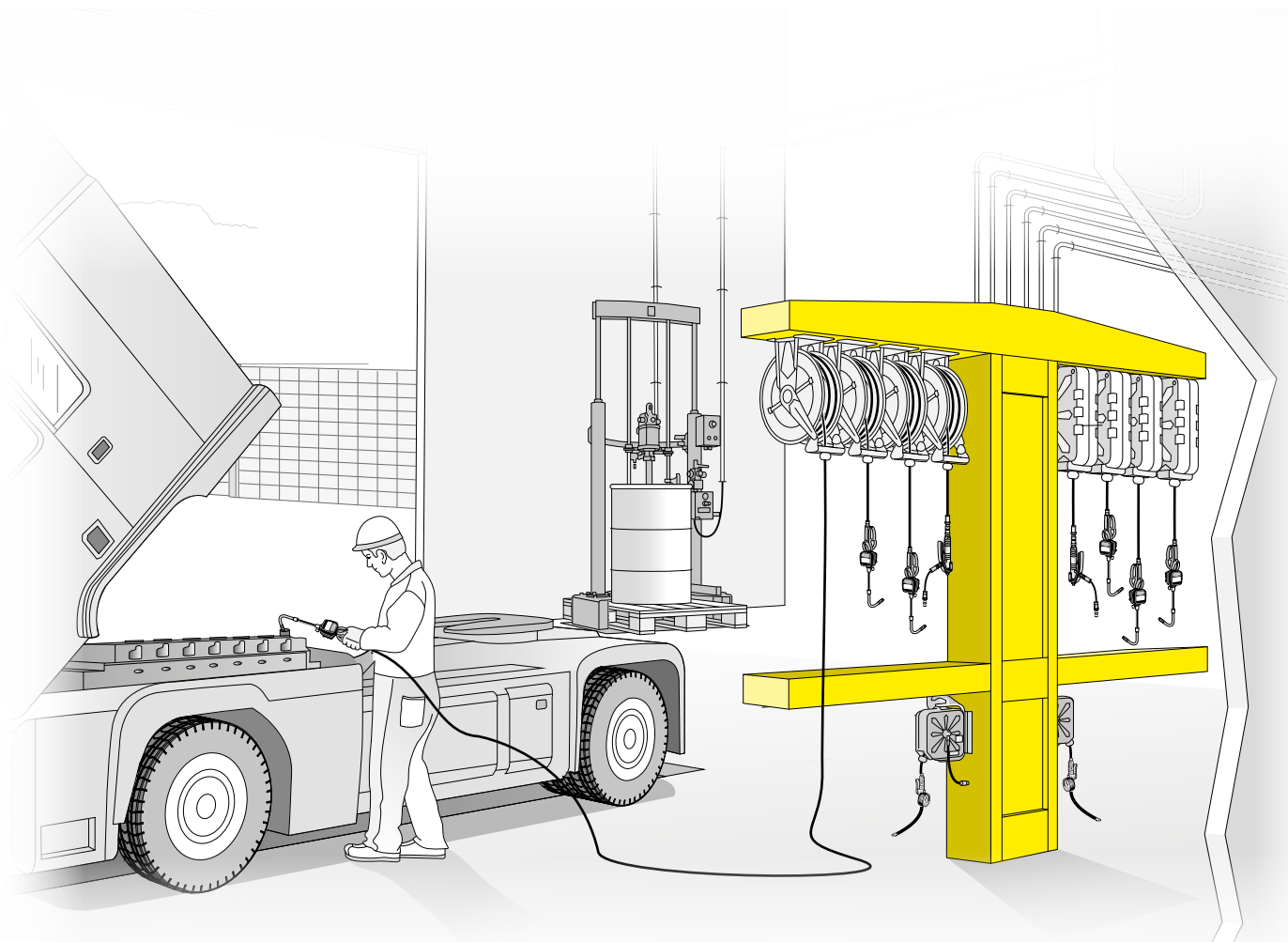
Internal preparation to mount pulser mono-valve and bi-valve for operation with FCS system.



The connection to the system is from the floor.

FLOOR INSTALLATION







FRONTAL SERVICE COLUMNS in **PAINTED** steel

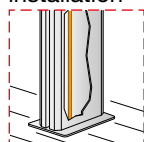
Frontal service columns.

Made of anti-scratch painted steel, they are installable on walls or like a free standing station. Available also in suction version, these columns are designed to arrange 1 fixed hose reel.

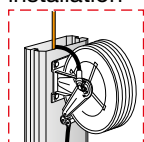
for
suction



Floor
installation

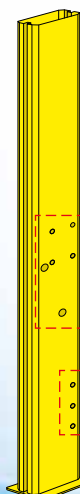


Ceiling
installation



COLUMN FOR SUCTION

Look at the example
on the left.



Holes for
pumps

Holes for
probes kit

P/N 39320	P/N 39321
Max number of fixed hose reels that can be installed: 1	Max number of fixed hose reels that can be installed: 1
Suction pump: 1	-
N° 1 0,26 m³ 42 kg	N° 1 0,26 m³ 42 kg

MAX NUMBER OF FIXED HOSE REELS FOR SERIES

Series	290	330	390	430	450	530
P/N 39320	1	1	1	1	1	1
P/N 39321	1	1	1	1	1	1

ACCESSORIES

P/N 88630

Modular drip-tray
equipped with
hook for oil gun
and removable
drip-tray.



P/N 33590

Wall bracket in painted steel
for diaphragm pumps 1/2" and
3/4" (for P/N 39320).



P/N 45570

Wall-mounted probe kit
(for P/N 39320).



P/N 45560

Standard probes series
(for P/N 39320).

P/N 33115

Steel brackets to fix the suction pumps
s. 600 and s. 650 (for P/N 39320).



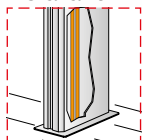


FRONTAL SERVICE COLUMNS in **PAINTED** steel

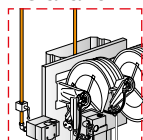
Frontal service columns.

Made of anti-scratch painted steel, they are installable on walls or like a free standing station. These columns are designed to arrange up to 3 fixed hose reels.

Floor
installation



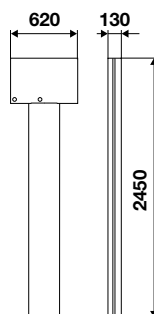
Ceiling
installation



P/N 39322

Max number of fixed hose reels
that can be installed: 2

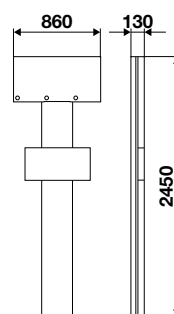
N° 1 0,26 m³ 50,9 kg



P/N 39323

Max number of fixed hose reels
that can be installed: 3

N° 1 0,26 m³ 56 kg



MAX NUMBER OF FIXED HOSE REELS FOR SERIES

Series	290	330	390	430	450	530
P/N 39322	2	2	2	2	2	2
P/N 39323	3	3	3	3	3	3

ACCESSORIES

P/N 88630

**Modular
drip-tray**
equipped with
hook for oil gun
and removable
drip-tray.





FRONTAL SERVICE COLUMNS in **PAINTED** steel

Frontal service columns.

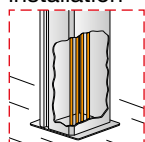
Made of anti-scratch painted steel, they are installable on walls or like a free standing station connected to the centralized distribution system to work as independent operational stations. These columns are designed to arrange up to 9 hose reels.

Pre drilled holes for swivelling hose reels

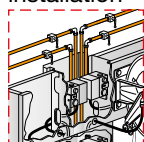
Pre drilled holes for fixed hose reels

Pre drilled holes for swivelling hose reels

Floor installation



Ceiling installation

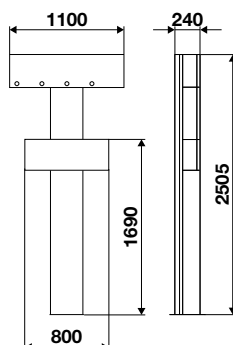


P/N 39334

Max number of fixed hose reels that can be installed: 4

Max number of swivelling hose reels that can be installed: 4

N° 1 0,46 m³ 84,5 kg

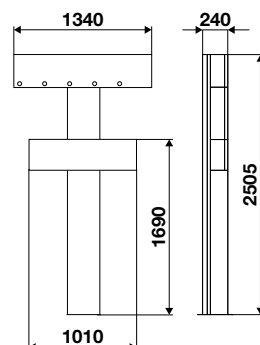


P/N 39335

Max number of fixed hose reels that can be installed: 5

Max number of swivelling hose reels that can be installed: 4

N° 1 0,46 m³ 91 kg



MAX NUMBER OF HOSE REELS FOR SERIES

Series	SWIVELLING				FIXED					
	250	260	280	300	290	330	390	430	450	530
P/N 39334	4	4	4	4	4	4	4	4	4	4
P/N 39335	4	4	4	4	5	5	5	5	5	5

ACCESSORIES

P/N 88630

Modular drip-tray equipped with hook for oil gun and removable drip-tray.





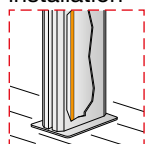
FRONTAL SERVICE COLUMNS in **AISI 304 - 316 STAINLESS** steel

Front service columns.

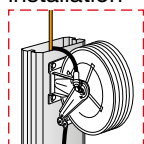
Made of AISI 304 or AISI 316 stainless steel, they are suitable to be used in the most aggressive work environments. These columns are designed to arrange up to 2 fixed hose reels and are the ideal solution for the cleaning sector.



Floor
installation



Ceiling
installation



P/N 39432	P/N 39421	P/N 39422
Max number of fixed hose reels that can be installed: 1	Max number of fixed hose reels that can be installed: 1	Max number of fixed hose reels that can be installed: 2
AISI 316 stainless steel	AISI 304 stainless steel	AISI 304 stainless steel
N° 1 0,10 m ³ 27,2 kg	N° 1 0,14 m ³ 37 kg	N° 1 0,26 m ³ 44 kg

MAX NUMBER OF FIXED HOSE REELS FOR SERIES						
Series	290	330	390	430	450	530
P/N 39421	1	1	1	1	1	1
P/N 39422	1	1	1	1	1	1
P/N 39432	1	1	1	1	1	1

ACCESSORIES

P/N 843006

Swivelling support in AISI 304 stainless steel for series 430. It allows to rotate left and right for 55°.

P/N 853006

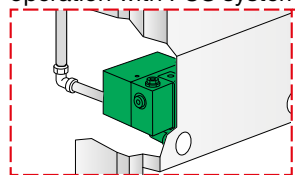
Swivelling support in AISI 304 stainless steel for series 530. It allows to rotate left and right for 55°.



Technical Characteristics

Universal holes to install the hose reels (see quantities and models in the table on the inside pages).

Internal arrangement for mounting pulser mono-valve and bi-valve for operation with FCS system.

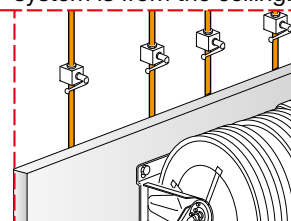


Easy hose-holder hook for dispensing guns (not available on P/N 39351 and 39352, where, instead, you can apply a modular tray and/or a suction pump).

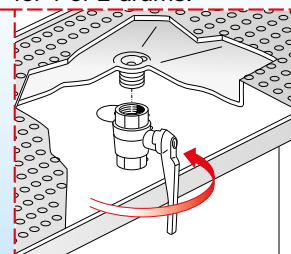
Solid steel structure in anti-scratch painted steel.

Anchoring base to the floor.

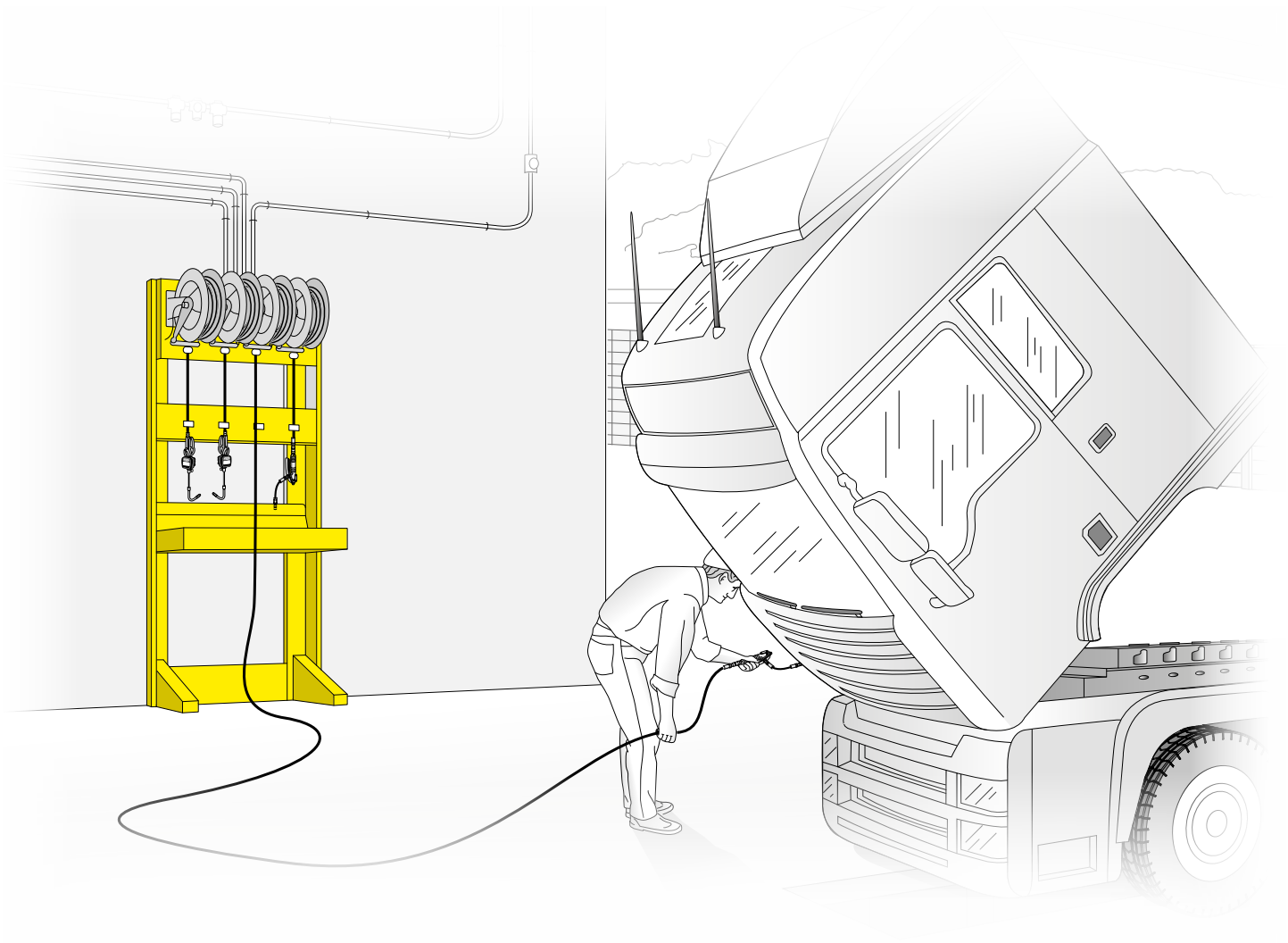
The connection to the system is from the ceiling.



Drip tank. The emptying can be done by mounting the ball tap, that has to be ordered separately. Articles 39351 and 39352 provide a containment tank for 1 or 2 drums.



Removable grill.



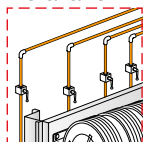


FRONTAL SERVICE COLUMNS in **PAINTED** steel - WITH COLLECTION TANK

Front service columns with collection tank.

Made of anti-scratch painted steel, they are installable on walls or like a free standing station connected to the centralized distribution system to work as independent operational stations. They have an easy drip-tray to recover any oil or fluids leaks, ensuring the cleaning of the floor. These columns are designed to arrange up to 6 fixed hose reels.

Ceiling installation



P/N 39304	P/N 39307
Max number of fixed hose reels that can be installed: 4	Max number of fixed hose reels that can be installed: 6
N° 1 0,52 m³ 136 kg	N° 1 0,65 m³ 168 kg

MAX NUMBER OF FIXED HOSE REELS FOR SERIES						
Series	290	330	390	430	450	530
P/N 39304	4	4	4	4	4	4
P/N 39307	6	6	6	6	6	6

ACCESSORIES

P/N 38209

Ball valve

G 1/2" (m) x G 1/2" (f)
for emptying the
drip-tank (mounting
instructions
at page 16).






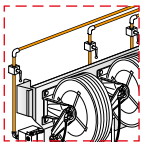
FRONTAL SERVICE COLUMNS in **PAINTED** steel - WITH CONTAINMENT TANK

Front service columns with collection tank.

Made of anti-scratch painted steel, they are installable on walls or like a free standing station connected to the centralized distribution system to work as independent operational stations. They have a sturdy containment tank to load 1 or 2 tanks up to 180 - 220 kg. These columns are designed to arrange up to 3 fixed hose reels.



Ceiling installation



P/N 39351	P/N 39352
Max number of fixed hose reels that can be installed: 2	Max number of fixed hose reels that can be installed: 3
Max number of drums that can be loaded: 1	Max number of drums that can be loaded: 2
N° 2 1,08 m³ 161 kg	N° 2 1,12 m³ 184 kg

MAX NUMBER OF FIXED HOSE REELS FOR SERIES						
Series	290	330	390	430	450	530
P/N 39351	2	2	2	2	2	2
P/N 39352	3	3	3	3	3	3

ACCESSORIES

P/N 88630
Modular drip-tray
equipped with hook for oil gun and removable drip-tray.



Wall steel brackets
to mount suction pumps s. 600 and 650 (P/N 33115) and to transfer and dispense pumps s. 500, 600 and 650 (P/N 38043 and 38047).



P/N 45570
Wall-mounted probe kit.



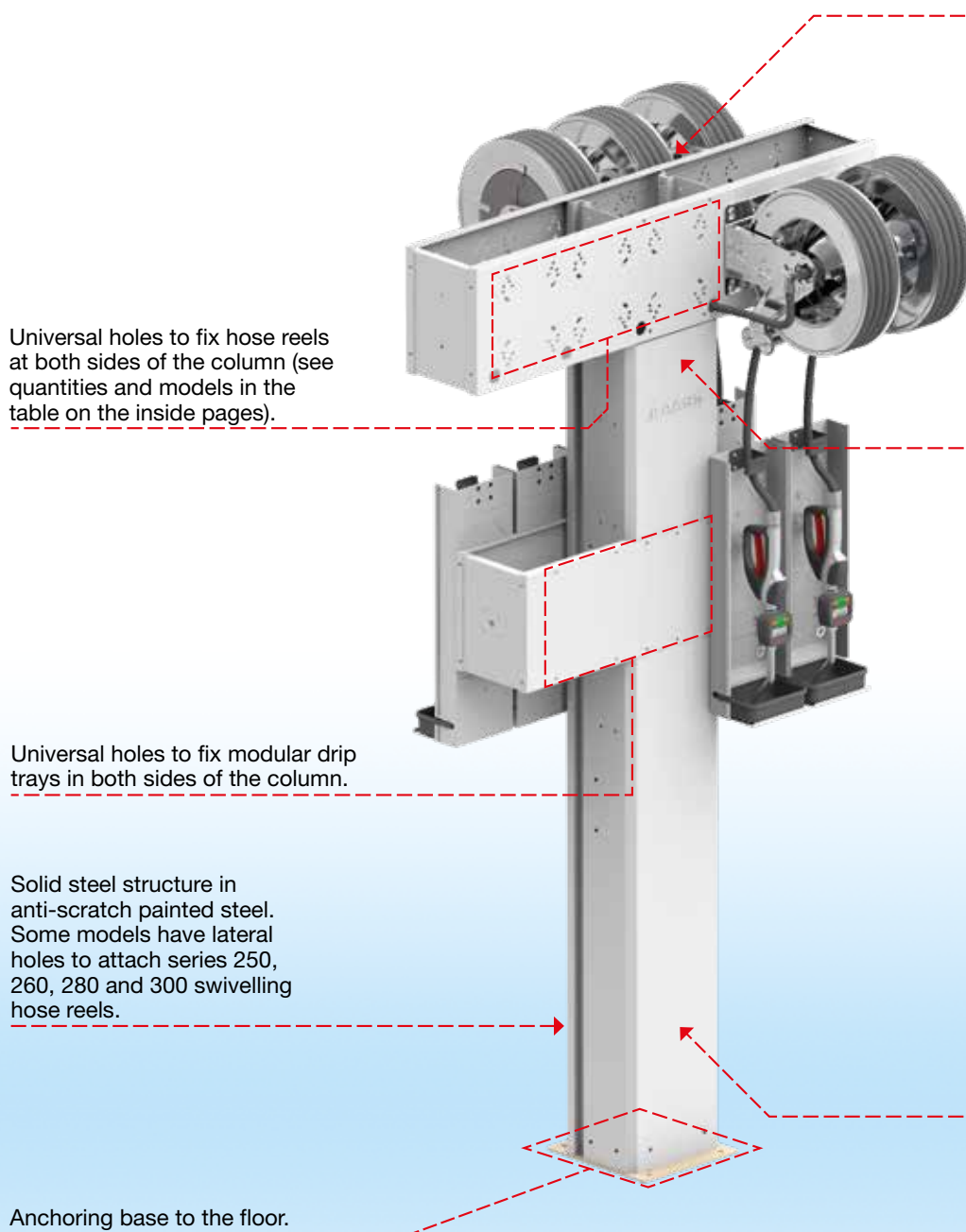
P/N 45560
Standard probes series.

P/N 39901
Containment tank 1 drum
180 - 220 kg (capacity 215 l).
 N° 1 0,52 m³ 63 kg

P/N 39902
Containment tank 2 drums
180 - 220 kg (capacity 270 l).
 N° 1 0,67 m³ 82,5 kg

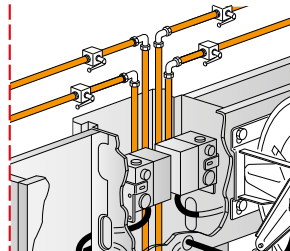


Technical Characteristics

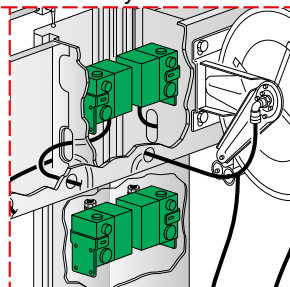


The connection to the system is from the ceiling.

CEILING INSTALLATION

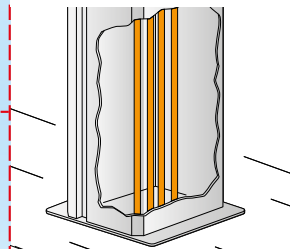


Internal preparation to mount pulser mono-valve and bi-valve for operation with FCS system.



The connection to the system is from the floor.

FLOOR INSTALLATION





BILATERAL SERVICE COLUMNS in **PAINTED** steel

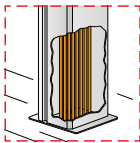
Bilateral service columns.
Made of anti-scratch painted steel, they are installable on walls or like a free standing station connected to the centralized distribution system to work as independent operational stations. These columns are designed to arrange up to 14 hose reels.

Pre drilled holes
for swivelling
hose reels

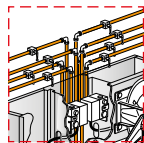
Pre drilled holes
for fixed hose
reels

Pre drilled holes
for swivelling
hose reels

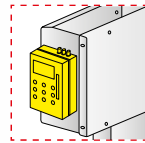
Floor
installation



Ceiling
installation



FCS keyboard
installable to the side
of the smaller beam



P/N 39336	P/N 39338	P/N 39340
Max number of fixed hose reels that can be installed: 6 (3+3)	Max number of fixed hose reels that can be installed: 8 (4+4)	Max number of fixed hose reels that can be installed: 10 (5+5)
Max number of swivelling hose reels that can be installed: 4	Max number of swivelling hose reels that can be installed: 4	Max number of swivelling hose reels that can be installed: 4
N° 1 0,46 m³ 86 kg	N° 1 0,46 m³ 94 kg	N° 1 0,46 m³ 101 kg

MAX NUMBER OF HOSE REELS FOR SERIES

Series	SWIVELLING				FIXED					
	250	260	280	300	290	330	390	430	450	530
P/N 39336	4	4	4	4	6	6	6	6	6	6
P/N 39338	4	4	4	4	8	8	8	8	8	8
P/N 39340	4	4	4	4	10	10	10	10	10	10

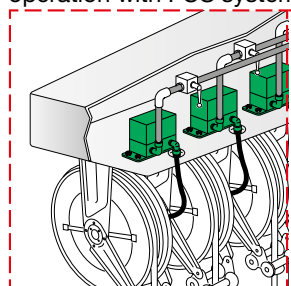
ACCESSORIES

P/N 88630
Modular
drip-tray
equipped with
hook for oil gun
and removable
drip-tray.



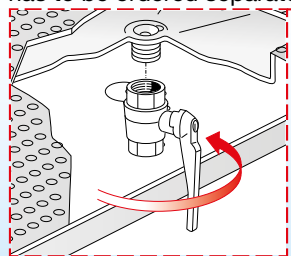
Technical Characteristics

Internal arrangement to mount pulser mono-valve and bi-valve for operation with FCS system.




Universal holes to install hose reels (see quantities and models in the table on the inside pages).

Drip tank. The emptying can be done by mounting the ball tap, that has to be ordered separately.



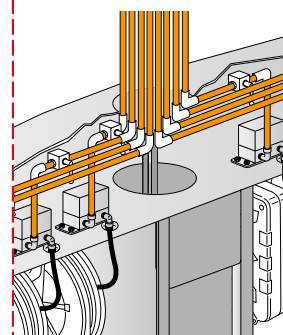
Solid steel structure in anti-scratch painted steel. Some models have lateral holes steel to attach series 250, 260, 280 and 300 swivelling hose reels.

Anchoring base to the floor.



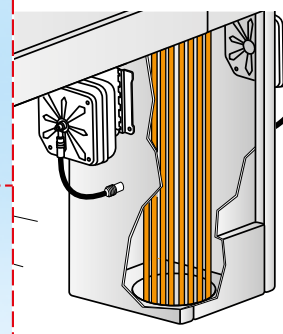
The connection to the system is from the ceiling.

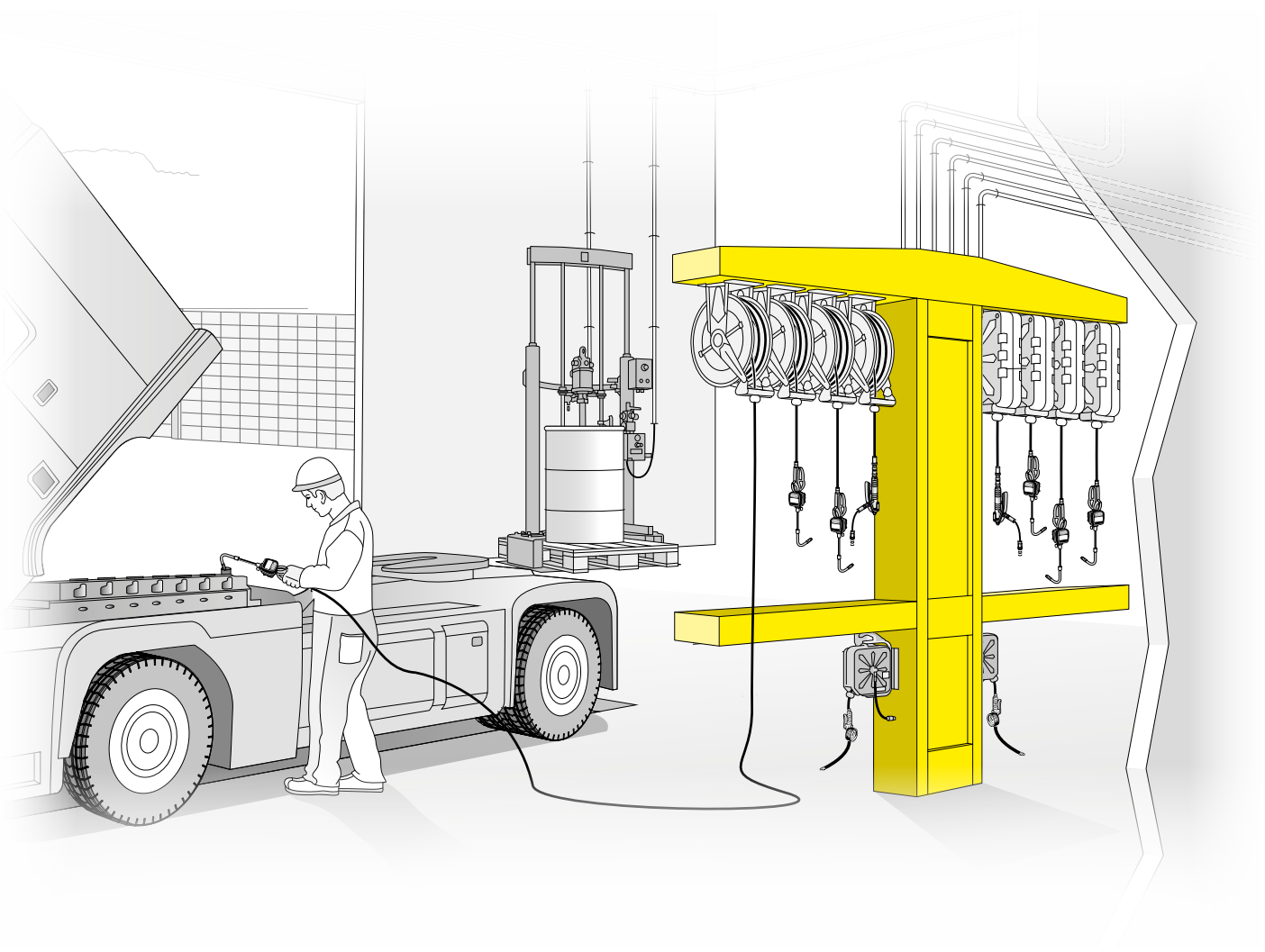
CEILING INST.



The connection to the system is from the floor.

FLOOR INST.



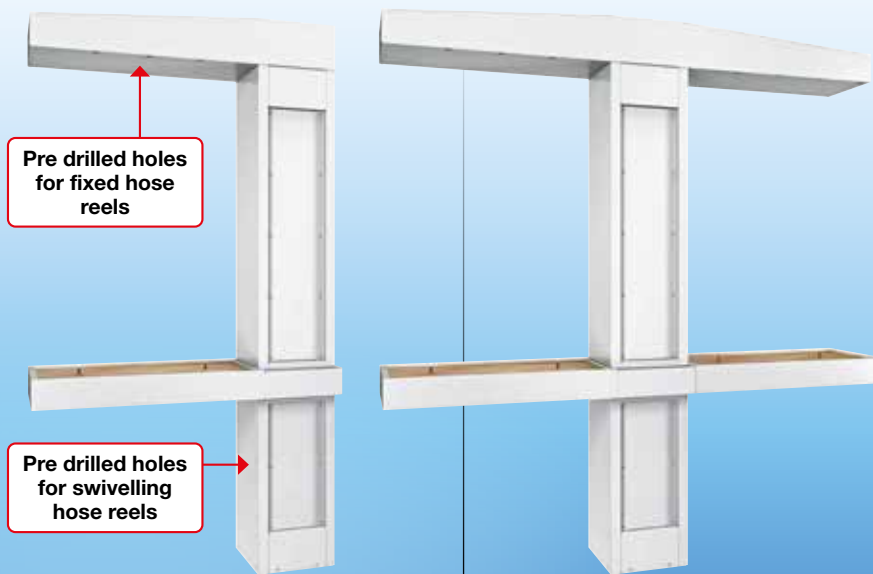




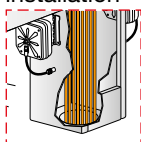
BILATERAL SERVICE COLUMNS in **PAINTED** steel - WITH COLLECTION TANK

Service columns with collection tank.

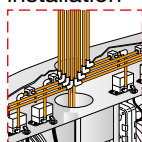
Made of anti-scratch painted steel, they are installable on walls or like a free standing station connected to the centralized distribution system to work as independent operational stations. They have an easy drip-tray to recover any oil or fluids leaks, ensuring the cleaning of the floor. These columns are designed to arrange up to 10 hose reels.



Floor installation



Ceiling installation



FCS keyboard installable from the front



P/N 39324	P/N 39328
Max number of fixed hose reels that can be installed: 4	Max number of fixed hose reels that can be installed: 8
Max number of swivelling hose reels that can be installed: 2	Max number of swivelling hose reels that can be installed: 2
N° 1 1,04 m³ 228 kg	N° 1 1,04 m³ 285 kg

MAX NUMBER OF HOSE REELS FOR SERIES										
Series	SWIVELLING				FIXED					
	250	260	280	300	290	330	390	430	450	530
P/N 39324	2	2	2	2	4	4	4	4	4	4
P/N 39328	2	2	2	2	8	8	8	8	8	8

ACCESSORIES

P/N 38209

Ball valve

G 1/2" (m) x G 1/2" (f)
to empty the drip-tank (mounting instructions at page 22).





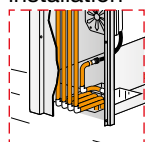
BILATERAL SERVICE COLUMNS in **PAINTED** steel - WITH COLLECTION TANKS

Service columns with collection tanks. Made of anti-scratch painted steel, they are installable on walls or like a free standing station connected to the centralized distribution system to work as independent operational stations. They have two easy drip-trays to recover any oil or fluids leaks, ensuring the cleaning of the floor. These columns are designed to arrange up to 8 hose reels.

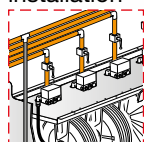
Pre drilled holes
for fixed hose
reels

Pre drilled holes
for swivelling
hose reels

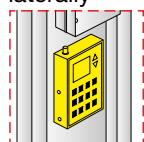
Floor
installation



Ceiling
installation



FCS keyboard
installable
laterally



P/N 39314	P/N 39317
Max number of fixed hose reels that can be installed: 4	Max number of fixed hose reels that can be installed: 6
Max number of swivelling hose reels that can be installed: 2	Max number of swivelling hose reels that can be installed: 2
N° 1 1,09 m³ 265 kg	N° 1 1,25 m³ 308 kg

MAX NUMBER OF HOSE REELS FOR SERIES										
Series	SWIVELLING				FIXED					
	250	260	280	300	290	330	390	430	450	530
P/N 39314	2	2	2	2	4	4	4	4	4	4
P/N 39317	2	2	2	2	6	6	6	6	6	6

ACCESSORIES

P/N 38209

Ball valve G 1/2" (m) x G 1/2" (f) to empty the drip-tank (mounting instructions at page 22).



P/N 39405

PC holder for service columns.




N° 1 0,02 m³ 3,6 kg

P/N 39406
Paper holder
for service
columns.



N° 1 0,04 m³ 5,4 kg

P/N 39407
Basket for
service
columns.



N° 1 0,04 m³ 3,8 kg



BILATERAL SERVICE COLUMNS

NEW

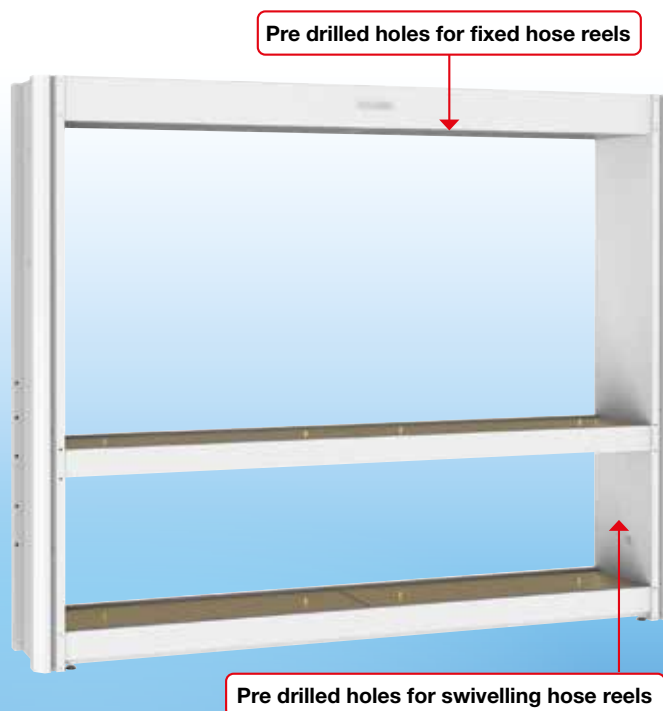




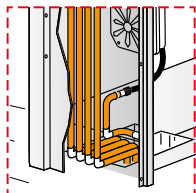
BILATERAL SERVICE COLUMN in **PAINTED** steel - WITH COLLECTION TANKS

Service column with tanks.

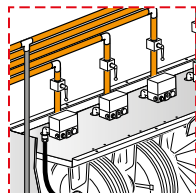
Made of anti-scratch painted steel, it is installable on walls or like a free standing station connected to the centralized distribution system to work as independent operational stations. It has two easy drip-trays to recover any oil or fluids leaks, ensuring the cleaning of the floor. This column is designed to arrange up to 14 hose reels.



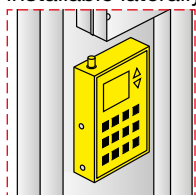
Floor installation



Ceiling installation



FCS keyboard installable laterally

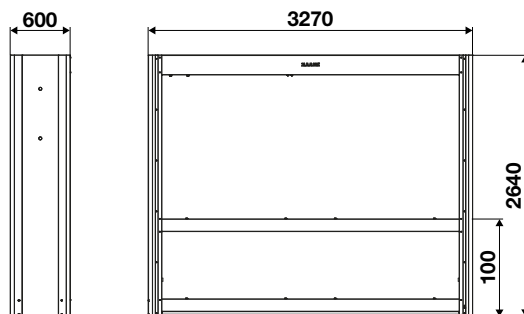


P/N 39319

Max number of fixed hose reels that can be installed: 12

Max number of swivelling hose reels that can be installed: 2

N° 1 1,6 m³ 436 kg



MAX NUMBER OF HOSE REELS FOR SERIES

Series	SWIVELLING				FIXED					
	250	260	280	300	290	330	390	430	450	530
P/N 39319	2	2	2	2	12	12	12	12	12	12

ACCESSORIES

P/N 38209

Ball valve

G 1/2" (m) x G 1/2" (f) to empty the drip-tank (mounting instructions at page 22).



P/N 39405


PC holder for service columns.



N° 1 0,02 m³ 3,6 kg

P/N 39406

Paper holder for service columns.



N° 1 0,04 m³ 5,4 kg

P/N 39407

Basket for service columns.



N° 1 0,04 m³ 3,8 kg

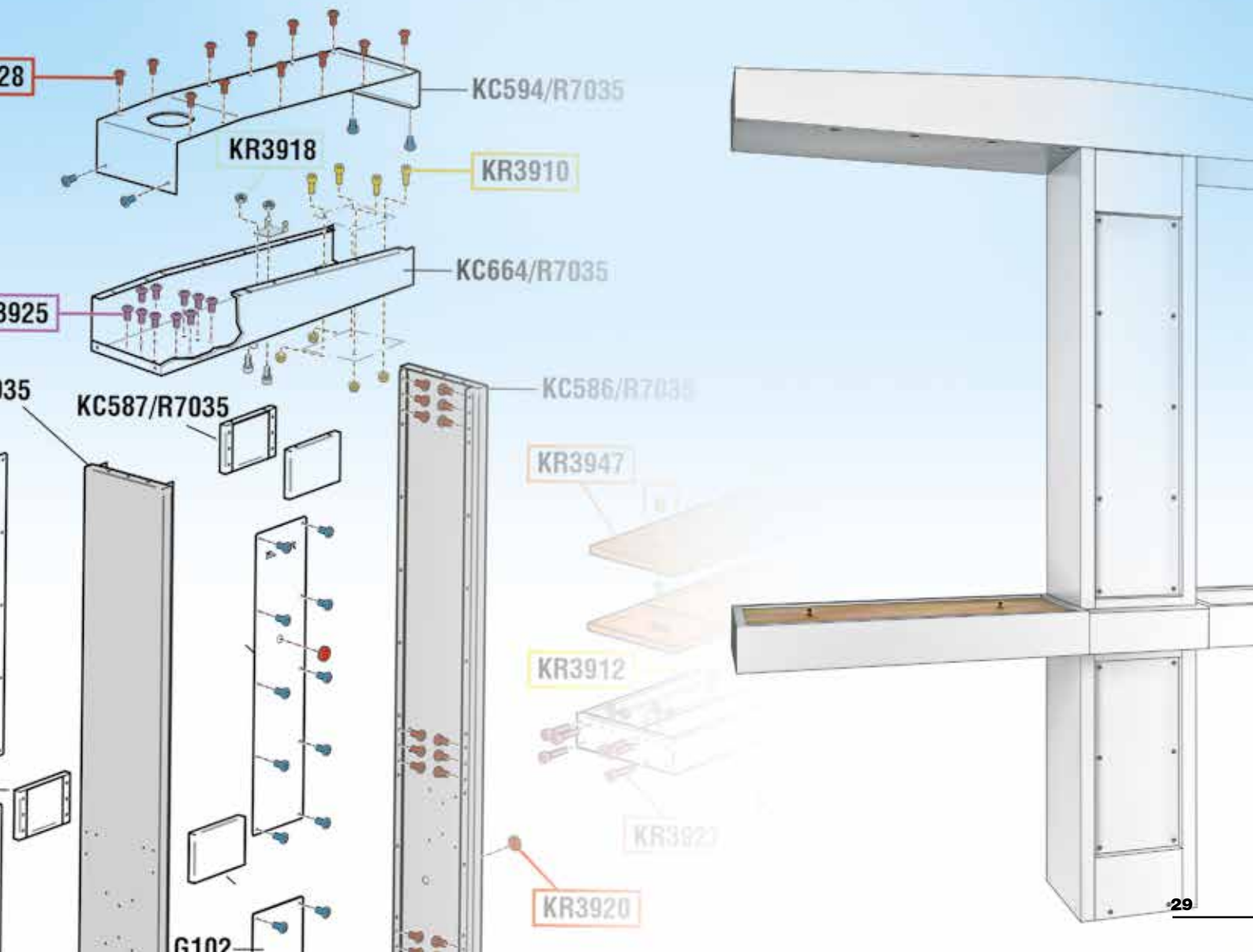




ORIGINAL

spare parts

Always choose RAASM
original spare parts.



GENERAL SALES CONDITIONS

FOR FOREIGN MARKETS



The following general sales conditions regulate the sale of goods and services by the company RAASM S.p.A. for customers residing outside the territory of the Italian State.

Art. 1 GOODS DELIVERY TERMS

The goods are delivered ex works RAASM S.p.A. The subsequent transport/shipment must occur by, in the name and at the expense of the purchasing customer, even by means of a carrier appointed and designated by the same. All risks arising from loading, subsequent custody and transport are borne entirely by the purchasing customer.

Art. 2 MINIMUM ORDERS

Each order cannot be for less than € 1,500.00, net of fees, taxes, customs duties, discounts and rebates and any other charges not included in the price of the goods. If, at the option of RAASM S.p.A., orders for lower amounts are accepted, an extra charge of € 155,00 shall be applied for order management administrative expenses.

Art. 3 ACCESSORIES

All the accessories given in the price list (plugs, oil bar taps, oil guns, grease guns, probes, protection caps, clutches, swivelling supports, etc.) are supplied exclusively for fitting to or combining with the items RAASM S.p.A. produces

Art. 4 COMPLAINTS

Any defects immediately noticed after a brief inspection of the goods (damage, shortages or different product from that ordered) must be notified in writing to our company within 8 (eight) days of receipt the goods. Any defects in the product noticeable only during its use must be notified in writing to RAASM S.p.A. within 8 (eight) days of being detected.

Any returns of goods must be authorized in advance by RAASM S.p.A. and freight charges are at the customer's expenses.

Art. 5 DELIVERY TIMES/TERMS

Delivery times and dates are only approximate and are subject to change. Any delays in delivery do not entitle the customer to cancel the order or claim compensation for damages caused by delay of delivery. Delivery times for urgent orders must be agreed directly with RAASM S.p.A. RAASM S.p.A. has the right not to carry out the order and/or totally or partially carry it out, without this giving rise to reimbursement or claims for compensation for damage.

Art. 6 PACKS AND PACKAGING

Packaging costs are included in the price, except for special packing, which shall be charged at cost.

Art. 7 PRICES

The current Price list cancels and replaces the previous price list. In the event of changes to our price list and/or individual items, the goods shall be forwarded at the price in force on the day of the order confirmation. The price list and/or the prices of individual items can be changed even without notice, according to the changes in market conditions or technical innovations/modifications made to the product. The prices are understood to be ex works RAASM S.p.A.

Art. 8 PAYMENTS

Payments must be made exclusively to RAASM S.p.A. at the agreed conditions. Under no circumstances will deductions or roundings be accepted. In case of late payment with respect to the agreed conditions, RAASM S.p.A. reserves the right to charge interest at the current rate, effective from the day after that agreed for payment, plus any additional expenses. Discounts conditional on the payment term and already credited shall be recharged.

Art. 9 WARRANTY

RAASM S.p.A. provides each product with the communication of particular instructions for the installation, use and maintenance requirements and the need to carry out possible checks on the product. All the technical information and data mentioned in the catalogue and in the price-list in force are not binding and can be changed without prior notice for the purpose of improving the quality of the products. All products manufactured by RAASM S.p.A. are guaranteed for a period of 5 (five) years from the date of delivery to the first user. The user must keep and show the sales invoice - or an equivalent document - together with the item's serial number in order to make a claim under the RAASM S.p.A. guarantee. The 5 (five) year guarantee does not apply to components which are subject to normal wear and tear (such as gaskets, diaphragms, O-rings, hoses, etc.), electronic components and items that are sold but not manufactured by RAASM S.p.A. (marked with a red asterisk in the current product catalogue) which are guaranteed for 1 (one) year from the date of delivery to the first user.

1 (one) year warranty is valid also for the following products:

- digital litre counters and FCS system;
- cable reels;
- electric, pneumatic or hydraulic motor supplied with our industrial hose reels S. 600 and 700.

Incorrect installation, use or maintenance of the product shall void the warranty. Upon written notice, the articles must be returned free to our Factory for checking and acceptance. In any case, the guarantee expires in the 10th year from the date of manufacture (indicated by the serial number), if the stated expiry takes place before the expiration terms indicated above (1 or 5 years from delivery to the first user).

The manufacturer declines any responsibility for possible inaccuracies contained in this catalogue, due to printing or transcription errors. The manufacturer reserves the right to make any changes or improvements of a functional, technical or aesthetic nature without prior notice.

RAASM

Art. 10 RESPONSIBILITY

RAASM S.p.A. is exempt from any responsibility and liability for accidents that may occur to persons and property, as a result of or during the use of the equipment, due to or depending on the same whenever the products have been damaged during transport, tampered with or modified, or improperly used, or stored, installed, protected and preserved without complying with the instructions of RAASM S.p.A. as given in the installation, use and maintenance instruction manuals for each product. RAASM S.p.A. is liable for the value for the supplied product and cannot be held responsible in any way for other possible costs or additional costs that the customer may bear.

Art. 11 CONFIDENTIALITY

Information not in the public domain that is exchanged in the execution of the contract is subject to the obligation of confidentiality, secrecy and security; said information is covered as an industrial secret and is of a confidential and reserved nature and may not be disseminated to third parties; its use is permitted exclusively and strictly to execute the supply contract.

Art. 12 INTELLECTUAL PROPERTY RIGHTS

The RAASM trademark, and likewise the name RAASM, RAASM S.p.A., the logo and the other distinctive signs are internationally registered trademarks, and RAASM S.p.A. does not authorise their use and application under any circumstances. Without prior written consent from RAASM S.p.A., the content of catalogues, price lists, instruction manuals and similar, including content on the website may not be reproduced, either entirely or partially, nor may it be transferred by electronic or traditional means, nor may it be modified or utilised by any means and for any purpose. All rights are held by RAASM S.p.A. The customer acknowledges that RAASM S.p.A. holds exclusive ownership of all the parts, images, photographs and signs not in common usage, the content in the catalogues, price lists, instruction manuals and similar and/or present on the website www.raasm.com and/or other channels and/or social networks used by RAASM S.p.A. for their informational and marketing campaigns pursuant to Copyright Law and the Industrial Property Code.

Art. 13 INFORMATION ON THE PROCESSING OF DATA PURSUANT TO ITALIAN LEGISLATIVE DECREE 196/2003

In accordance with article 13 of Italian Legislative Decree 196/2003 - Personal Data Protection Code - you are hereby advised that the processing of the personal data, provided with the purchase of goods or services and/or the supply of goods or services is solely for the purposes of carrying out the contract-based obligations and to comply with the specific requests from customers/ suppliers, as well as adhering to legislative obligations, in particular accounting and tax obligations or to respect orders issued by public authorities or to exercise a right in court. The data shall also be used for commercial statistics for corporate use and to obtain commercial information on our products and services if expressly authorised by the applicant. The processing of data shall be done using hard-copy and computerised procedures, in the manner and within the limits necessary to achieve the aforementioned purposes. Data may be communicated and processed by other companies in the Group for the same specified purposes, and may be made known to employees of our company, consultants and other suppliers, always and exclusively within the limits of the aforementioned purposes. The provision of data is mandatory for the correct execution of the contract and pre-contract based obligations, and failure to do so could result in it being impossible to fully comply with contractual obligations, and make it impossible to provide updates on the new products and services offered by our company. Data shall be processed for the duration of the contract relationship in place and subsequently to fulfil any legal formalities.

Art. 14 RIGHTS OF DATA SUBJECTS

The information is aimed at defining the limits and methods for the processing of data, based on which individual customers and/or suppliers may freely authorise the collection and subsequent use of data. Data subjects are entitled to the rights pursuant to article 7 of the aforementioned Code and in particular, the right to access their personal data, ask for the amendment, update and cancellation thereof, if incomplete, incorrect or collected in violation of the law, and may object to the processing for legitimate reasons, addressing requests in this regard to RAASM S.p.A. Pursuant to the same article the data subject also has the right to request the complete and updated list of the Data Supervisors, and to ask for the cancellation, transformation into anonymous form or blocking of data processed in violation of the law, and to oppose in any case, for legitimate reasons, the processing thereof.

To exercise these rights, and in the case of problems or any requests for clarification regarding what has been explained herein, kindly address these to RAASM S.p.A. - Via Marangoni, 33, Cassola (VI) - Italy or to the following email address: info@raasm.com.

Art. 15 DATA CONTROLLER

The Data Controller is RAASM S.p.A. with registered office at Via Marangoni 33, Cassola (VI) – Italy, and this is where the data processing shall take place.

Art. 16 COMPETENT LAW COURT

Any disputes shall be settled by the Law Court of Vicenza, Italy.

The company RAASM S.p.A. holds the exclusive Intellectual Property rights on the RAASM trademark and all rights to its use and reproduction are reserved. The RAASM trademark is a registered trademark and is protected at an international level. No part of the RAASM trademark and its logo may be utilized, copied and/or used in any form, time and space, even by means of improper alterations.

The Intellectual Property rights on the images published in this catalogue are owned exclusively by RAASM S.p.A. and any unauthorized reproduction is prohibited.

Any use in general of the assets protected by the Intellectual Property rights of RAASM S.p.A. is prohibited and is subject to the prior written permission of RAASM S.p.A.



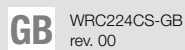


Company with quality,
environment and safety system
according to ISO 9001:2015,
ISO 14001:2015 and
ISO 45001:2018 standards

RAASM S.p.A.
36022 S. ZENO DI CASSOLA (VI)
Via Marangoni, 33 - ITALY

Export department
Tel. +39 0424 571130 - Fax +39 0424 571135

Technical department
Tel. +39 0424 571150 - Fax +39 0424 571155
info@raasm.com - www.raasm.com



Authorized dealer