



**ADVANCED FLUID
MANAGEMENT SOLUTIONS**

SERIES
250
300



HOSE REELS



TECHNICAL CHARACTERISTICS

- 1 Spring**

Rewind spring completely protected from the external environment. The spring undergoes a durability test of 30000 cycles (each cycle corresponds to complete winding and unwinding of the hose), thereby simulating an average service life of more than 10 years.

Possibility of intervening to adjust the spring force, increasing or decreasing the preload.
- 2 Unions and central pin**

Made from material suitable to withstand aggressive products (Delrin®) and with passages sized to avoid pressure losses.
- 3 Entry swivel**

Available in versions in brass and AISI 304 stainless steel. With internal passage suitably sized for the hoses used, it can be adjusted to eight different positions, equally spaced 45°, to facilitate connection of the entry hose (supplied) to the fixed system.
- 4 Hose**

Polyurethane hose provided with hose stop and exit swivel that facilitates the use of pneumatic equipment (inflating guns, screwdrivers, etc.) to which it is connected. Two metal coils positioned at the two ends of the hose are a safe strengthening of the actual structure. Resistant to aggressive acids and suitable for use with water up to 70 °C.
- 5 Hose guide**

Sturdy and durable with stainless steel internal strengthening. Ample width to adequately guide the hose for correct rewinding. Equipped with 4 rollers, 2 arranged horizontally (top and bottom) and 2 arranged vertically (left and right) which reduce hose wear.
- 6 Structure**

Designed to last, it still allows easy removal and refitting of all parts in case of maintenance.

Available in two versions:

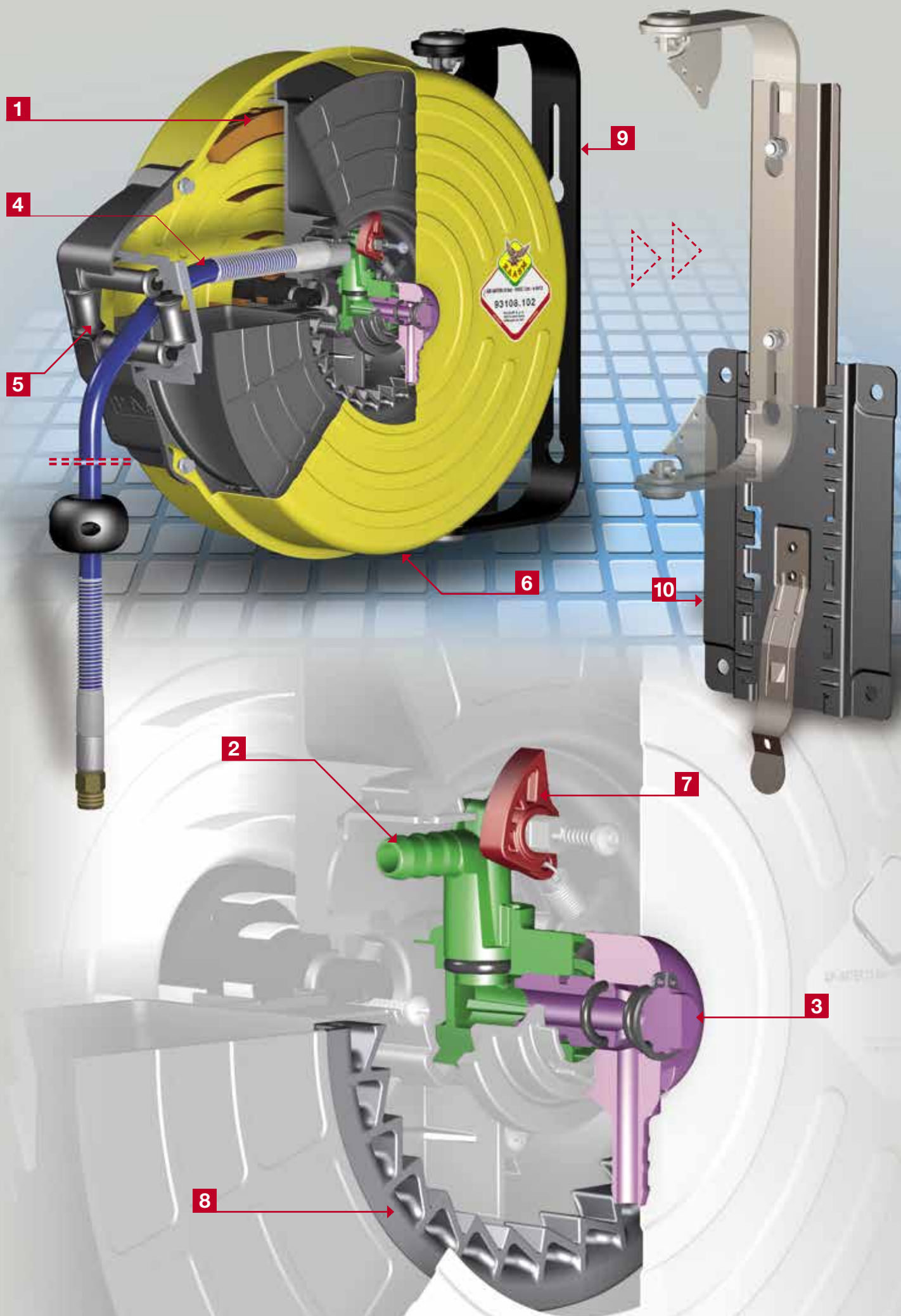
 - in steel coated with polyester resins, preceded by various stages of washing and degreasing the material (even with nanotechnologies) that double the resistance of the coating compared to traditional methods
 - in AISI 304 stainless steel with electrolytic polishing that improves the resistance of the material in aggressive atmospheres, while improving the appearance of the product
- 7 Pawl**

Of increased thickness with strengthening ribs to ensure high resistance to stress. Actuated by a stainless steel spring.
- 8 Rack**

With increased width and strengthening ribs to ensure greater durability and sturdiness. Made from durable material (ABS) suitable for ATEX certification.
- 9 Adjustable bracket**

Featuring a sturdy structure, provided with slotted fixing holes to facilitate wall mounting and also allow adaptation to existing holes with centre distance of 130 mm to 210 mm. The bracket has special seals which act as a clutch by controlling the speed of rotation to the right and left of the hose reel.
- 10 Bayonet bracket**

The bracket with bayonet quick coupling, already used on the 260 Series, equipped with a special adapter enabling fixing to the adjustable bracket of the hose reel is available on request.





S. 250 - 300 ENCLOSED SWIVELLING PAINTED STEEL

► AIR-WATER 20 bar +70 °C

► In accordance with directive CE Ex II 3 GD



Series 250

P/N	Hose supplied	Connection	
		inlet	outlet
92608.101	12 m - 8x12 mm (971.112)	G 3/8" (m)	G 1/4" (m)
92608.102	10 m - 10x14,5 mm (972.110)	G 3/8" (m)	G 3/8" (m)

Series 300

P/N	Hose supplied	Connection	
		inlet	outlet
93108.102	12 m - 8x12 mm (971.112)	G 3/8" (m)	G 1/4" (m)
93108.103	15 m - 8x12 mm (971.116)	G 3/8" (m)	G 1/4" (m)
93108.104	20 m - 8x12 mm (971.121)	G 3/8" (m)	G 1/4" (m)
93108.105	12 m - 10x14,5 mm (972.112)	G 3/8" (m)	G 3/8" (m)
93108.106	15 m - 10x14,5 mm (972.116)	G 3/8" (m)	G 3/8" (m)

Supplied with:

- outlet swivel joint
- polyurethane hose (blue) with protection spring on connection
- brass fitting
- brass swivel joint
- Viton® seals
- inlet connection 1,5 m



COLORS

Standard
RAL1004 yellow

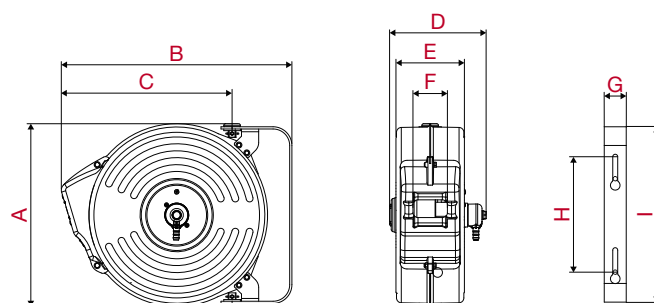


Optional
RAL7035 gray




Add the /C1 suffix to the P/N to order the gray color

OVERALL DIMENSIONS (mm)



Series	A	B	C	D	E	F	G	H	I
250	281	338	230	173	124	62	40	130 ÷ 210	319
300	330	416	308	174	124	62	40	130 ÷ 210	319





S. 250 - 300 ENCLOSED SWIVELLING

AISI 304 STAINLESS STEEL

► WATER-DETERGENT 20 bar +70 °C

► In accordance with directive CE Ex II 3 GD



Series 250

P/N	Hose supplied	Connection	
		inlet	outlet
92708.101	12 m - 8x12 mm (981.112)	G 3/8" (m)	G 1/4" (m)
92708.102	10 m - 10x14,5 mm (982.110)	G 3/8" (m)	G 3/8" (m)

Series 300

P/N	Hose supplied	Connection	
		inlet	outlet
93208.102	12 m - 8x12 mm (981.112)	G 3/8" (m)	G 1/4" (m)
93208.103	15 m - 8x12 mm (981.116)	G 3/8" (m)	G 1/4" (m)
93208.104	20 m - 8x12 mm (981.121)	G 3/8" (m)	G 1/4" (m)
93208.105	12 m - 10x14,5 mm (982.112)	G 3/8" (m)	G 1/4" (m)
93208.106	15 m - 10x14,5 mm (982.116)	G 3/8" (m)	G 1/4" (m)

Supplied with:

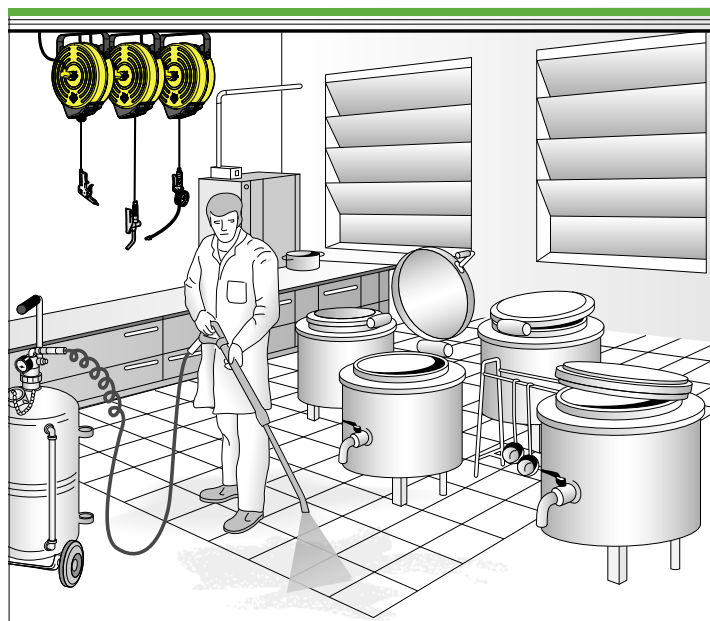

- outlet swivel joint
- polyurethane hose (blue) with protection spring on connection
- AISI 304 stainless steel fitting
- AISI 304 stainless steel swivel joint
- Viton® seals
- inlet connection 1,5 m



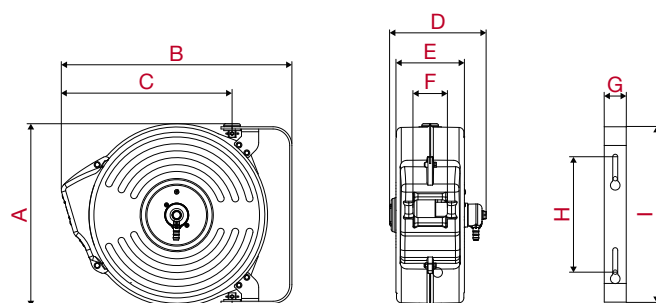
SPECIAL HOSE

Swivel joint to facilitate the use of air-operated tools

Hose anti-bending spring



OVERALL DIMENSIONS (mm)



Series	A	B	C	D	E	F	G	H	I
250	281	338	230	173	124	62	40	130 ÷ 210	319
300	330	416	308	174	124	62	40	130 ÷ 210	319




S. 250 SERVICE COLUMNS

ZINC PLATED STEEL WITH ABS DRUM

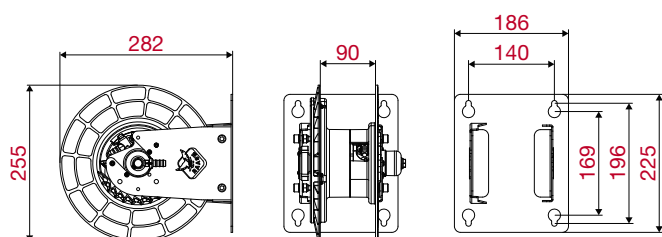
► AIR-WATER 20 bar - 40 °C

► Conformi alla direttiva   II 3 GD



Series 250			
P/N	Hose supplied	Connection	
		inlet	outlet
92438.101	12 m - 8x12 mm (971.112)	G 3/8" (m)	G 1/4" (m)
92438.102	10 m - 10x14,5 mm (972.110)	G 3/8" (m)	G 1/4" (m)

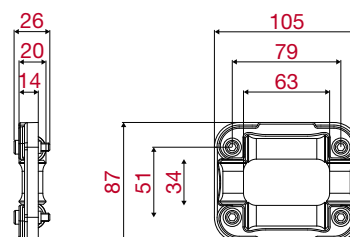
OVERALL DIMENSIONS (mm)



P/N 89005


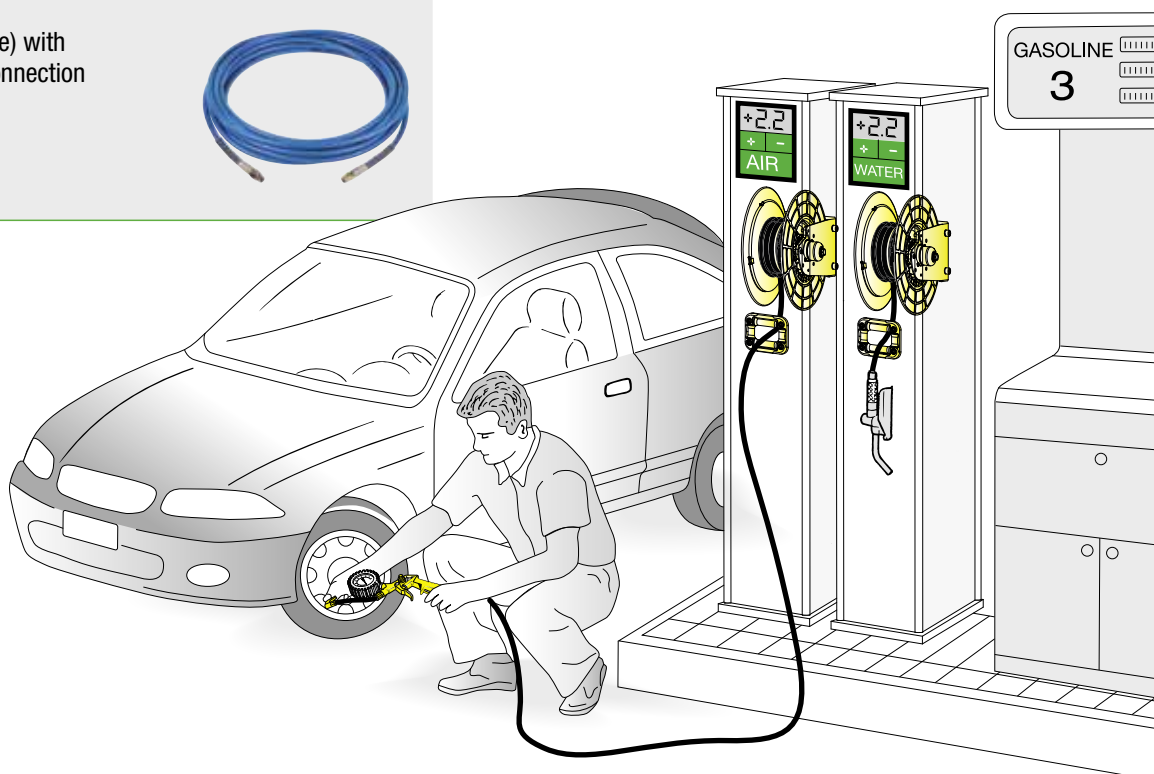
Hose guide with 4 opposed rollers for application of service columns in technopolymer

OVERALL DIMENSIONS (mm)



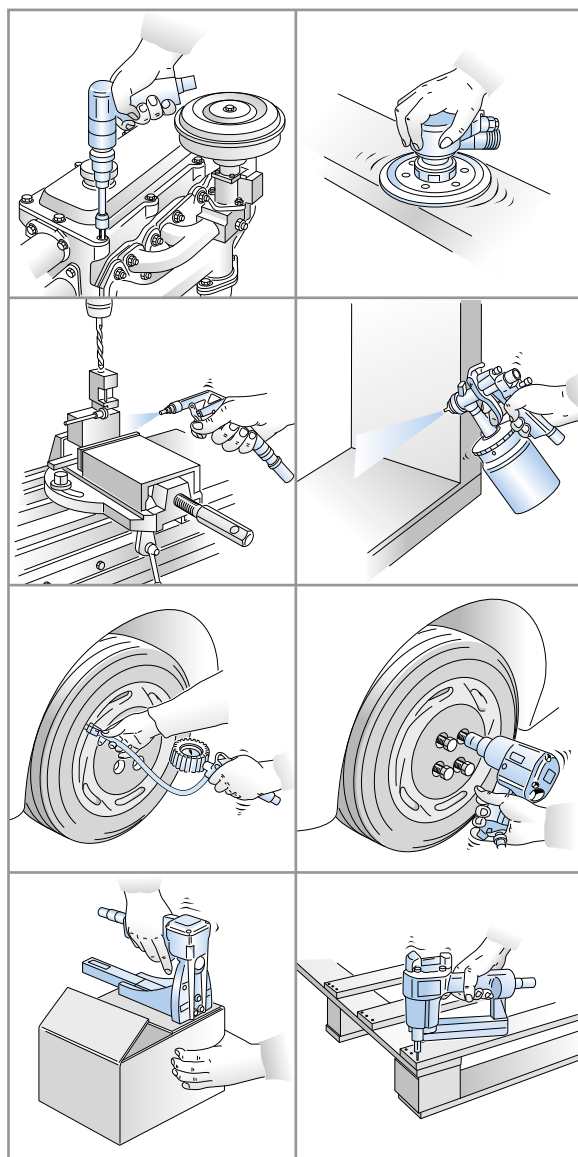
► **Supplied with:**

- outlet swivel joint
- polyurethane hose (blue) with protection spring on connection
- brass fitting
- brass swivel joint
- Viton® seals
- inlet connection 1,5 m

EXAMPLE of use

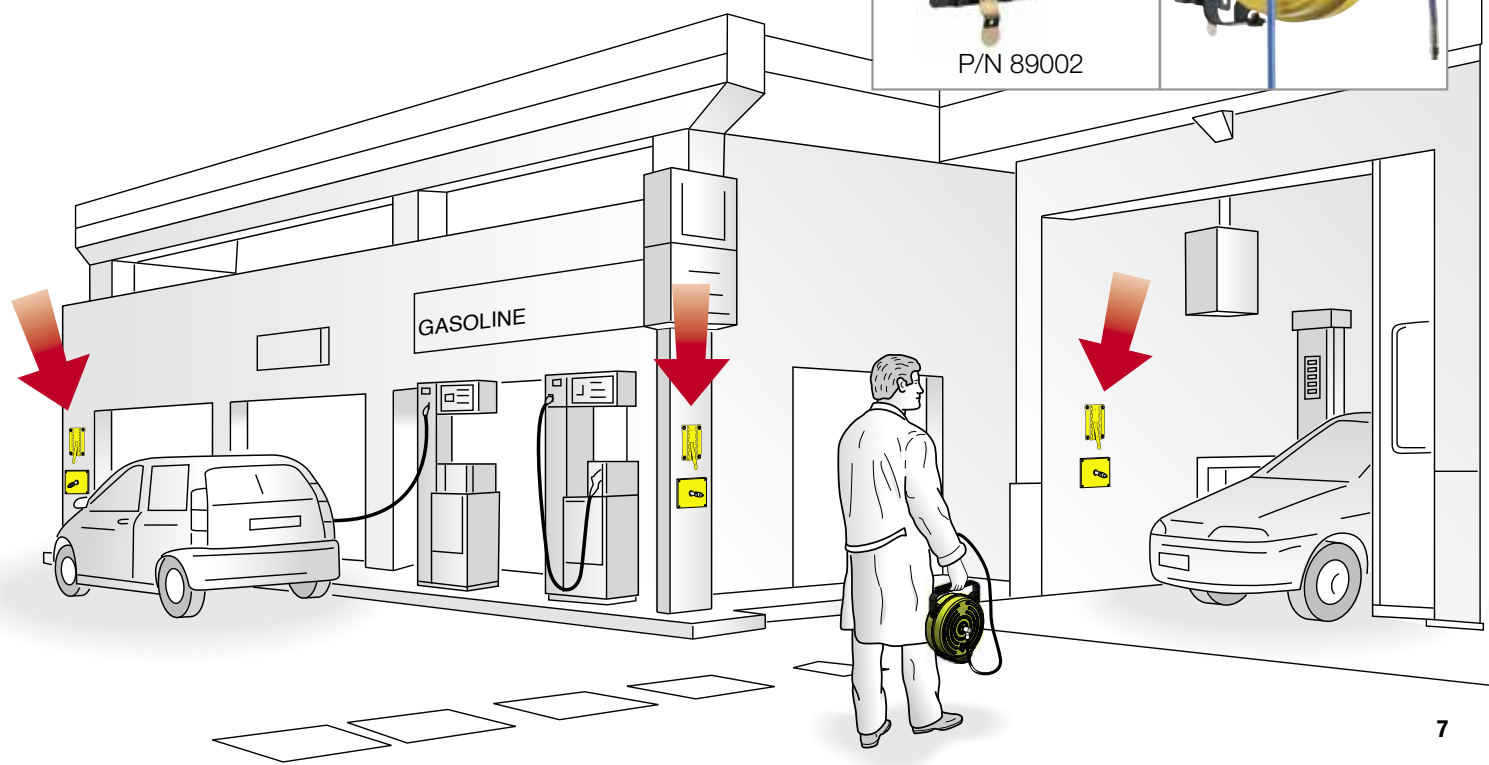
RAASM has created a wide range of industrial hose reels to meet the most complex needs in various application sectors such as: industry, agriculture, depots and refineries, mining, aviation, shipyards, fire brigades, automotive, etc.



P/N 89002

Wall support for bayonet hooking in painted steel (on request for series 250-300 adjustable).

With the placing of several wall supports for bayonet hooking (on request) at the points of use, they allow easy movement of the hose in the various work positions.





THREE WORDS TO DESCRIBE RAASM

■ Technology


The starting point for the entire production cycle is the research and development of cutting-edge new solutions which lead to the development of **high quality products, fully produced in Italy.**

■ Quality

The quality of our product manufacturing has always been our absolute priority. To reach this goal rigorous testing accompanies every phase of the manufacturing process.

■ Functionality

RAASM offers the most complete range of lubrication products suited to many sectors. Our aim is to always be available to provide solutions to our customers.



Authorized distributor



Company with quality and environment system according to ISO 9001:2015 and ISO 14001:2015 standards

RAASM S.p.A.
36022 S. ZENO DI CASSOLA (VI)
Via Marangoni, 33 - ITALY

Export department
Tel. +39 0424 571130 - Fax +39 0424 571135

Technical department
Tel. +39 0424 571150 - Fax +39 0424 571155
info@raasm.com - www.raasm.com



WRAV250300-GB